

Belmont University First Destination Career Outcomes Report Class of 2024 - College of Education

| Introduction and Methodology | Combined Response and Knowledge and Response | First Destination Career Outcomes Rate | Career Outcomes Breakdown by Category | Employment by Category | Employment by Type | Employers | Job Positions |
|------------------------------|--|--|---------------------------------------|------------------------|--------------------|-----------|---------------|
|------------------------------|--|--|---------------------------------------|------------------------|--------------------|-----------|---------------|

The First Destination (Career Outcome) Rate represents the percentage of graduates in the Class of 2024 from whom data could be collected who were working, continuing education, volunteering, or enlisted in the military generally within six months of graduation or by December 31, 2024, and excludes those who were not seeking a career outcome. The Class of 2024 includes August 2023, December 2023, and May 2024 graduates.

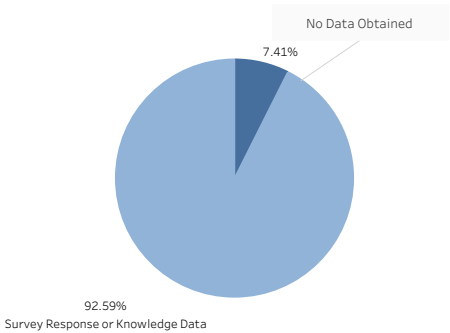
Responses are actively solicited from students who are expected to graduate from up to a month prior to graduation through the close of the survey, with intermittent emails and follow up to those who did not respond or reporting that they were “still looking” up to the close of the survey. Concentrated efforts to garner response are made within six months after graduation. Soliciting responses is typically conducted via email, however, in person opportunities at Cap and Gown Pick-up, announcements by faculty in their classrooms, and social media research comprise our efforts to obtain the response rate possible.

Following the standards and protocols of the National Association of Colleges and Employers for collecting and reporting career outcomes, at the sixth month after graduation, the career development team uses reasonably reliable secondary source information from faculty, LinkedIn, and other social media to record “knowledge responses” on behalf of the student. These efforts resulted in an overall response and knowledge rate of 92.59% across all educational levels.

Since Belmont University began tracking the career outcomes of our graduates, the overall first destination rate has consistently exceeded the national average. ..

Belmont University First Destination Career Outcomes Report Class of 2024 - College of Education

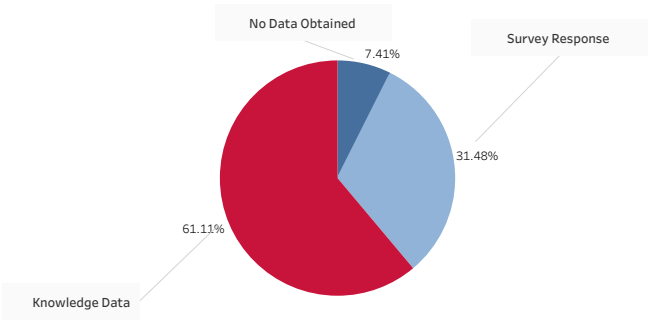
| | | | | | | | | |
|------------------------------|--------------------------------------|---------------------------------------|--|---------------------------------------|------------------------|--------------------|-----------|---------------|
| Introduction and Methodology | Combined Response and Knowledge Rate | Knowledge and Response Rate Breakdown | First Destination Career Outcomes Rate | Career Outcomes Breakdown by Category | Employment by Category | Employment by Type | Employers | Job Positions |
|------------------------------|--------------------------------------|---------------------------------------|--|---------------------------------------|------------------------|--------------------|-----------|---------------|



- Recipient Education Level**
☒ Bachelors
☒ Masters
- Recipient Primary Major**
☒ Early Child Edu Interd..
☒ Educational Studies
- Recipient Secondary Maj..**
☒ Null
☒ Early Childhood Educ..
- Recipient Ethnicity**
☒ American Indian/Alas..
☒ Asian
- Total number of graduates**
 54
- Survey Response**
 Null
 Survey Response or K..

Belmont University First Destination Career Outcomes Report Class of 2024 - College of Education

| | | | | | | | | |
|------------------------------|--------------------------------------|---------------------------------------|--|---------------------------------------|------------------------|--------------------|-----------|---------------|
| Introduction and Methodology | Combined Response and Knowledge Rate | Knowledge and Response Rate Breakdown | First Destination Career Outcomes Rate | Career Outcomes Breakdown by Category | Employment by Category | Employment by Type | Employers | Job Positions |
|------------------------------|--------------------------------------|---------------------------------------|--|---------------------------------------|------------------------|--------------------|-----------|---------------|



- Recipient Education Level
- ☒ Bachelors
 - ☒ Masters

- Recipient Primary Major
- ☒ Early Child Edu Interd..
 - ☒ Educational Studies
 - ☒ Elem Ed: Interdiscip. ...

- Recipient Secondary Maj..
- ☒ Null
 - ☒ Early Childhood Educ..
 - ☒ Elem Ed: Interdiscio. ...


- Recipient Ethnicity
- ☒ American Indian/Alas..
 - ☒ Asian
 - ☒ Black/African Americ..

Total number of graduates

54

Belmont University First Destination Career Outcomes Report Class of 2024 - College of Education

| | | | | | | | | |
|------------------------------|--------------------------------------|---------------------------------------|--|---------------------------------------|------------------------|--------------------|-----------|---------------|
| Introduction and Methodology | Combined Response and Knowledge Rate | Knowledge and Response Rate Breakdown | First Destination Career Outcomes Rate | Career Outcomes Breakdown by Category | Employment by Category | Employment by Type | Employers | Job Positions |
|------------------------------|--------------------------------------|---------------------------------------|--|---------------------------------------|------------------------|--------------------|-----------|---------------|



- Recipient Education Level
- ☒ Bachelors
 - ☒ Masters

- Recipient Primary Major
- ☒ Early Child Edu Interd..
 - ☒ Educational Studies
 - ☒ Elem Ed: Interdiscip. ..

- Recipient Secondary Maj..
- ☒ Null
 - ☒ Early Childhood Educ..
 - ☒ Elem Ed: Interdiscio. ...

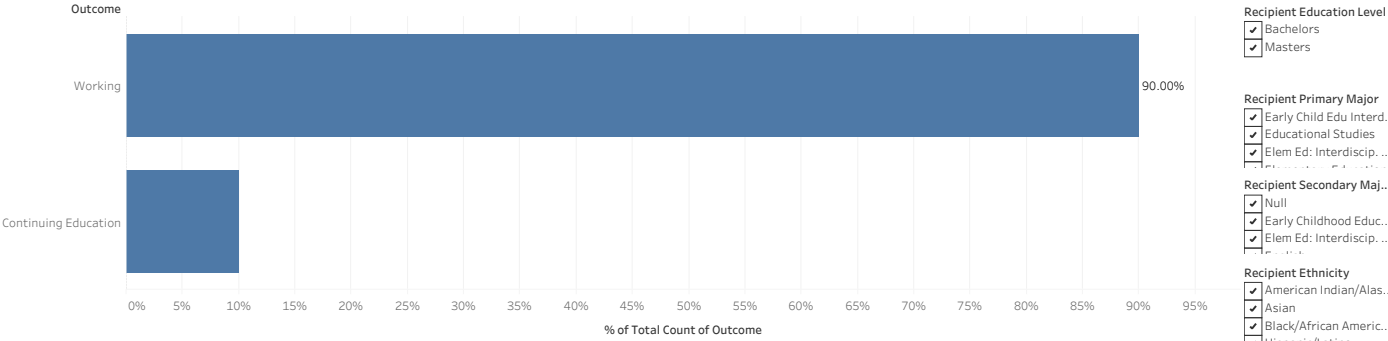
- Recipient Ethnicity
- ☒ American Indian/Alas..
 - ☒ Asian
 - ☒ Black/African Americ..

Students

50

Belmont University First Destination Career Outcomes Report Class of 2024 - College of Education

| | | | | | | | | |
|------------------------------|--------------------------------------|---------------------------------------|--|---------------------------------------|------------------------|--------------------|-----------|---------------|
| Introduction and Methodology | Combined Response and Knowledge Rate | Knowledge and Response Rate Breakdown | First Destination Career Outcomes Rate | Career Outcomes Breakdown by Category | Employment by Category | Employment by Type | Employers | Job Positions |
|------------------------------|--------------------------------------|---------------------------------------|--|---------------------------------------|------------------------|--------------------|-----------|---------------|



Belmont University First Destination Career Outcomes Report Class of 2024 - College of Education

| | | | | | | | | |
|--------------------------------------|---------------------------------------|--|---------------------------------------|------------------------|--------------------|-----------|---------------|-------------|
| Combined Response and Knowledge Rate | Knowledge and Response Rate Breakdown | First Destination Career Outcomes Rate | Career Outcomes Breakdown by Category | Employment by Category | Employment by Type | Employers | Job Positions | Salary Data |
|--------------------------------------|---------------------------------------|--|---------------------------------------|------------------------|--------------------|-----------|---------------|-------------|

Excludes 4 graduates reported as Entrepreneur or Freelance Empl..

Class of 2024 Employers

| Employer Name | |
|--|----|
| Metropolitan Nashville Public Schools (TN) | 15 |
| Williamson County Schools | 10 |
| Lincoln County Schools | 3 |
| Belmont University | 1 |
| Boston Public Schools | 1 |
| Franklin Special School District | 1 |
| Houston County Schools | 1 |
| KIPP Nashville Public Schools A | 1 |
| Lancaster Elementary School | 1 |
| Loudon County School | 1 |
| Nashville Christian School | 1 |
| Overbrook Catholic School | 1 |
| Putnam County Schools | 1 |

Recipient Education Level

- ☒ Bachelors
- ☒ Masters

Recipient Primary Major

- ☒ Early Child Edu Interdisc Stud
- ☒ Educational Studies
- ☒ Elem Ed: Interdiscip. Studies
- ☒ Elementary Education
- ☒ Elementary Internship Pathway

Recipient Secondary Majors

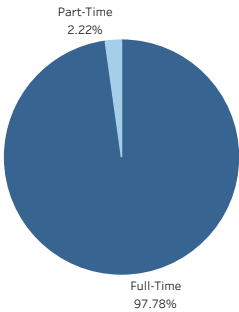
- ☒ Null
- ☒ Early Childhood Education
- ☒ Elem Ed: Interdiscip. Studies
- ☒ English
- ☒ Honors

Recipient Ethnicity

- ☒ American Indian/Alaska Native

Belmont University First Destination Career Outcomes Report Class of 2024 - College of Education

| | | | | | | | | |
|------------------------------------|--|---------------------------------------|------------------------|--------------------|-----------|---------------|-------------|------------------------|
| Knowledge and Response Rate Bre... | First Destination Career Outcomes Rate | Career Outcomes Breakdown by Category | Employment by Category | Employment by Type | Employers | Job Positions | Salary Data | Career Goals Alignment |
|------------------------------------|--|---------------------------------------|------------------------|--------------------|-----------|---------------|-------------|------------------------|



- Recipient Education Level
- ☒ Bachelors
 - ☒ Masters

- Recipient Primary Major
- ☒ Early Child Edu Interd..
 - ☒ Educational Studies
 - ☒ Elem Ed: Interdiscip. ...

- Recipient Secondary Maj..
- ☒ Null
 - ☒ Early Childhood Educ..
 - ☒ Elem Ed: Interdiscip. ...

- Recipient Ethnicity
- ☒ American Indian/Alas..
 - ☒ Asian
 - ☒ Black/African Americ..

Belmont University First Destination Career Outcomes Report Class of 2024 - College of Education

| First Destination Career Outcomes R... | Career Outcomes Breakdown by Category | Employment by Category | Employment by Type | Employers | Job Positions | Salary Data | Career Goals Alignment | Relationship of Position to Degree |
|--|---------------------------------------|------------------------|--------------------|-----------|---------------|-------------|------------------------|------------------------------------|
|--|---------------------------------------|------------------------|--------------------|-----------|---------------|-------------|------------------------|------------------------------------|

Excludes 4 graduates reported as Entrepreneur or Freelance Empl...

Class of 2024 Employers

| Employer Name | |
|--|----|
| Metropolitan Nashville Public Schools (TN) | 15 |
| Williamson County Schools | 10 |
| Lincoln County Schools | 3 |
| Belmont University | 1 |
| Boston Public Schools | 1 |
| Franklin Special School District | 1 |
| Houston County Schools | 1 |
| KIPP Nashville Public Schools A | 1 |
| Lancaster Elementary School | 1 |
| Loudon County School | 1 |
| Nashville Christian School | 1 |
| Overbrook Catholic School | 1 |
| Putnam County Schools | 1 |

Recipient Education Level

- ☒ Bachelors
- ☒ Masters

Recipient Primary Major

- ☒ Early Child Edu Interdisc Stud
- ☒ Educational Studies
- ☒ Elem Ed: Interdiscip. Studies
- ☒ Elementary Education
- ☒ Elementary Internship Pathway

Recipient Secondary Majors

- ☒ Null
- ☒ Early Childhood Education
- ☒ Elem Ed: Interdiscip. Studies
- ☒ English
- ☒ Honors

Recipient Ethnicity

- ☒ American Indian/Alaska Native

Belmont University First Destination Career Outcomes Report Class of 2024 - College of Education

| Career Outcomes Breakdown by Cat... | Employment by Category | Employment by Type | Employers | Job Positions | Salary Data | Career Goals Alignment | Relationship of Position to Degree | Continuing Education |
|-------------------------------------|------------------------|--------------------|-----------|---------------|-------------|------------------------|------------------------------------|----------------------|
|-------------------------------------|------------------------|--------------------|-----------|---------------|-------------|------------------------|------------------------------------|----------------------|

| Job Position | |
|----------------------------|----|
| Teacher | 15 |
| Elementary School Teacher | 5 |
| High School Math Teacher | 3 |
| High School Teacher | 3 |
| Early Childhood Teacher | 2 |
| English Teacher | 2 |
| ELL Teacher | 1 |
| ESL Teacher | 1 |
| Fifth Grade Teacher | 1 |
| First Grade Teacher | 1 |
| Fourth Grade Interim Tea.. | 1 |
| Fourth Grade Teacher | 1 |
| Kindergarten Teacher | 1 |
| Marketing and Administr.. | 1 |
| Middle School Teacher | 1 |
| Presidential Fellow | 1 |
| Science and STEM Educat.. | 1 |

| Recipient Education Level | |
|-------------------------------------|-----------|
| <input checked="" type="checkbox"/> | Bachelors |
| <input checked="" type="checkbox"/> | Masters |

| Recipient Primary Major | |
|-------------------------------------|--------------------------|
| <input checked="" type="checkbox"/> | Early Child Edu Interd.. |
| <input checked="" type="checkbox"/> | Educational Studies |

| Recipient Secondary Maj.. | |
|-------------------------------------|------------------------|
| <input checked="" type="checkbox"/> | Null |
| <input checked="" type="checkbox"/> | Early Childhood Educ.. |

| Recipient Ethnicity | |
|-------------------------------------|------------------------|
| <input checked="" type="checkbox"/> | American Indian/Alas.. |
| <input checked="" type="checkbox"/> | Asian |

| Gender | |
|-------------------------------------|--------|
| <input checked="" type="checkbox"/> | Female |
| <input checked="" type="checkbox"/> | Male |

Belmont University First Destination Career Outcomes Report Class of 2024 - College of Education

| Employment by Category | Employment by Type | Employers | Job Positions | Salary Data | Career Goals Alignment | Relationship of Position to Degree | Continuing Education | Locations |
|------------------------|--------------------|-----------|---------------|-------------|------------------------|------------------------------------|----------------------|-----------|
|------------------------|--------------------|-----------|---------------|-------------|------------------------|------------------------------------|----------------------|-----------|

Class of 2024 Salary Information

Average Salary: \$51,568.48

Median Salary: \$53,000.00

Maximum Salary: \$55,350.00

Minimum Salary: \$43,000.00

Average and Median Salary data is based on those graduates who reported full-time employment. If no median salary is displayed, there was insufficient data where either no salary information was collected or less than 3 graduates in a specific major provided salary information.

Recipient Education Level

- ☒ Bachelors
- ☒ Masters

Recipient Primary Major

- ☒ Educational Studies
- ☒ Elem Ed: Interdiscip...
- ☐ Elementary Education

Recipient Secondary Maj..

- ☒ Null
- ☒ Elem Ed: Interdiscip...
- ☐ Elementary Education

Recipient Ethnicity

- ☒ American Indian/Alas...
- ☒ Asian
- ☐ Black or African American

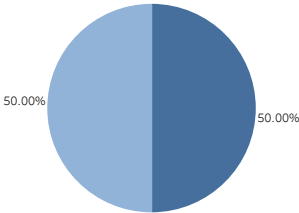
Gender

- ☒ Female
- ☒ Male
- ☐ Not Available

Belmont University First Destination Career Outcomes Report Class of 2024 - College of Education

| | | | | | | | | |
|--------------------|-----------|---------------|-------------|------------------------|------------------------------------|----------------------|-----------|--------------|
| Employment by Type | Employers | Job Positions | Salary Data | Career Goals Alignment | Relationship of Position to Degree | Continuing Education | Locations | U.S. Regions |
|--------------------|-----------|---------------|-------------|------------------------|------------------------------------|----------------------|-----------|--------------|

College of Education
100% position alignment with short or long term career goals

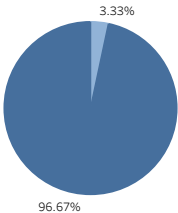


- Recipient Education Level
- ☒ Bachelors
- ☒ Masters
- Recipient Primary Major
- ☒ Educational Studies
- ☒ Elem Ed: Interdiscip. ...
- Recipient Secondary Maj..
- ☒ Null
- ☒ Elem Ed: Interdiscip. ...
- Recipient Ethnicity
- ☒ American Indian/Alas..
- ☒ Asian
- Gender
- ☒ Female
- ☒ Male
- Count of Responses
- 32

Belmont University First Destination Career Outcomes Report Class of 2024 - College of Education

| | | | | | | | | |
|-----------|---------------|-------------|------------------------|------------------------------------|----------------------|-----------|--------------|------------------|
| Employers | Job Positions | Salary Data | Career Goals Alignment | Relationship of Position to Degree | Continuing Education | Locations | U.S. Regions | Middle Tennessee |
|-----------|---------------|-------------|------------------------|------------------------------------|----------------------|-----------|--------------|------------------|

College of Education
100% of graduates were in positions either Very Related (5) or Related (4) to their degrees.



Recipient Education Level
☒ Bachelors
☐ Masters
☐ Doctorate

Recipient Primary Major
☒ Educational Studies
☐ Business Administration
☐ Health Sciences
☐ Social Sciences
☐ Other

Recipient Secondary Maj..
☒ Null
☐ Business Administration
☐ Health Sciences
☐ Social Sciences
☐ Other

Recipient Ethnicity
☒ American Indian/Alas..
☐ Asian
☐ Black
☐ Hispanic
☐ White
☐ Other

Gender
☒ Female
☐ Male
☐ Other

How related is this positi..
☒ 4
☐ 5
☐ 3
☐ 2
☐ 1
☐ Not Related

Count of Responses

30

Belmont University First Destination Career Outcomes Report Class of 2024 - College of Education

| Employers | Job Positions | Salary Data | Career Goals Alignment | Relationship of Position to Degree | Continuing Education | Locations | U.S. Regions | Middle Tennessee |
|-----------|---------------|-------------|------------------------|------------------------------------|----------------------|-----------|--------------|------------------|
|-----------|---------------|-------------|------------------------|------------------------------------|----------------------|-----------|--------------|------------------|

| | | | | | | | | |
|-------------------------------------|--|--|--|--|---|--|--|--|
| Continuing Education School | | | | | Recipient Education Level | | | |
| Belmont University | | | | | <input checked="" type="checkbox"/> Bachelors | | | |
| Lynn University | | | | | <input checked="" type="checkbox"/> Masters | | | |
| University of Alabama at Birmingham | | | | | Recipient Primary Major | | | |
| | | | | | <input checked="" type="checkbox"/> Educational Studies | | | |
| | | | | | <input checked="" type="checkbox"/> Secondary Ed Licensu... | | | |
| | | | | | Recipient Secondary Maj.. | | | |
| | | | | | <input checked="" type="checkbox"/> Null | | | |
| | | | | | <input checked="" type="checkbox"/> English | | | |
| | | | | | Recipient Ethnicity | | | |
| | | | | | <input checked="" type="checkbox"/> American Indian/Alas.. | | | |
| | | | | | <input checked="" type="checkbox"/> Asian | | | |
| | | | | | Gender | | | |
| | | | | | <input checked="" type="checkbox"/> Female | | | |
| | | | | | <input checked="" type="checkbox"/> Male | | | |
| | | | | | Total Available | | | |

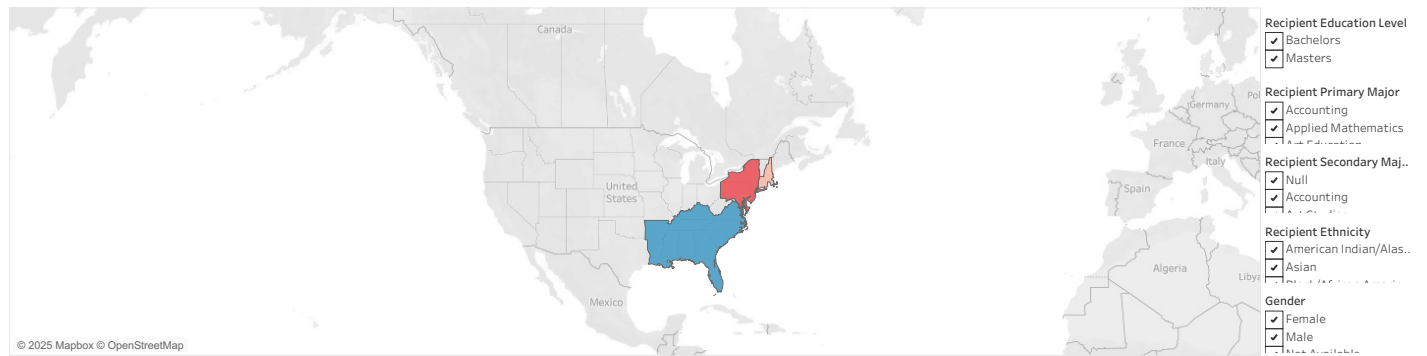
Belmont University First Destination Career Outcomes Report Class of 2024 - College of Education

| Employers | Job Positions | Salary Data | Career Goals Alignment | Relationship of Position to Degree | Continuing Education | Locations | U.S. Regions | Middle Tennessee |
|-----------|---------------|-------------|------------------------|------------------------------------|----------------------|-----------|--------------|------------------|
|-----------|---------------|-------------|------------------------|------------------------------------|----------------------|-----------|--------------|------------------|



Belmont University First Destination Career Outcomes Report Class of 2024 - College of Education

| Employers | Job Positions | Salary Data | Career Goals Alignment | Relationship of Position to Degree | Continuing Education | Locations | U.S. Regions | Middle Tennessee |
|-----------|---------------|-------------|------------------------|------------------------------------|----------------------|-----------|--------------|------------------|
|-----------|---------------|-------------|------------------------|------------------------------------|----------------------|-----------|--------------|------------------|



Belmont University First Destination Career Outcomes Report Class of 2024 - College of Education

| Employers | Job Positions | Salary Data | Career Goals Alignment | Relationship of Position to Degree | Continuing Education | Locations | U.S. Regions | Middle Tennessee |
|-----------|---------------|-------------|------------------------|------------------------------------|----------------------|-----------|--------------|------------------|
|-----------|---------------|-------------|------------------------|------------------------------------|----------------------|-----------|--------------|------------------|

