


**Summary Institution-Level Pass Rate Data: Traditional Teacher Preparation Program Within IHE**


		<b>HEOA - Title II 2019 - 2020 Academic Year</b>				
<b>Institution Name</b>		BELMONT UNIVERSITY				
<b>Institution Code</b>		1058				
<b>State</b>		Tennessee				
		<i>April 5, 2021</i>				
		<b>Statewide</b>				
<b>Group</b>	<b>Number Taking Assessment<sup>1</sup></b>	<b>Number Passing Assessment<sup>2</sup></b>	<b>Institutional Pass Rate</b>	<b>Number Taking Assessment<sup>1</sup></b>	<b>Number Passing Assessment<sup>2</sup></b>	<b>Statewide Pass Rate</b>
All program completers, 2019-20	37	31	84%	1900	1765	93%
All program completers, 2018-19	57	53	93%	2045	2011	98%
All program completers, 2017-18	52	47	90%	2135	2102	98%

Note: In cases where there are less than ten students taking the assessment or license/certificate, the number passing and pass rate are not reported.

<sup>1</sup> Number of completers taking one or more assessments within their area of specialization.

<sup>2</sup> Summary level "Number Taking Assessment" may differ from assessment level "Number Taking Assessment" because each student is counted once at the summary level but may be counted in multiple assessments at the assessment level.


**Single Assessment Institution-Level Pass Rate Data: Traditional Teacher Preparation Program Within IHE**

	<b>HEOA - Title II 2019 - 2020 Academic Year</b>	
	<b>Institution Name</b>	BELMONT UNIVERSITY
	<b>Institution Code</b>	1058
	<b>State</b>	Tennessee

April 5, 2021

Assessment Information <sup>1</sup>	Group	Number Taking Assessment	Number Passing Assessment	Institutional Pass Rate	Institutional Average Scaled Score	Assessment Cut Score <sup>2</sup>	Statewide				
							Number Taking Assessment	Number Passing Assessment	Statewide Pass Rate	Statewide Average Scaled Score	
<b>AGRICULTURE (5701)</b>  Test Company: ETS Score Range: 100-200	All enrolled students who have completed all nonclinical courses, 2019-20						1				
	Other enrolled students, 2019-20						4				
	All program completers, 2019-20						20	20	100%	166	
	All program completers, 2018-19						18	18	100%	164	
	All program completers, 2017-18						14	14	100%	166	
<b>ART CONTENT AND ANALYSIS (5135)</b>  Test Company: ETS Score Range: 100-200	All enrolled students who have completed all nonclinical courses, 2019-20						13	8	62%	163	
	Other enrolled students, 2019-20						26	22	85%	168	
	All program completers, 2019-20	2				161	30	29	97%	172	
	All program completers, 2018-19	5				161	36	36	100%	170	
	All program completers, 2017-18	3				161	33	33	100%	172	
<b>BIOLOGY CONTENT KNOWLEDGE (0235)</b>  Test Company: ETS Score Range: 100-200	All enrolled students who have completed all nonclinical courses, 2019-20						12	11	92%	161	
	Other enrolled students, 2019-20						27	25	93%	165	
	All program completers, 2019-20	1				148	41	40	98%	165	
	All program completers, 2018-19	2				148	52	52	100%	167	
	All program completers, 2017-18	1				148	54	54	100%	165	
<b>BUSINESS ED CONTENT KNOWLEDGE (5101)</b>  Test Company: ETS Score Range: 100-200	All enrolled students who have completed all nonclinical courses, 2019-20						5				
	Other enrolled students, 2019-20						5				
	All program completers, 2019-20						7				
	All program completers, 2018-19						15	15	100%	174	
	All program completers, 2017-18						16	16	100%	170	


**Single Assessment Institution-Level Pass Rate Data: Traditional Teacher Preparation Program Within IHE**

	<b>HEOA - Title II 2019 - 2020 Academic Year</b>	
	<b>Institution Name</b>	BELMONT UNIVERSITY
	<b>Institution Code</b>	1058
	<b>State</b>	Tennessee

April 5, 2021

Assessment Information <sup>1</sup>	Group	Number Taking Assessment	Number Passing Assessment	Institutional Pass Rate	Institutional Average Scaled Score	Assessment Cut Score <sup>2</sup>	Statewide			
							Number Taking Assessment	Number Passing Assessment	Statewide Pass Rate	Statewide Average Scaled Score
<b>CHEMISTRY CONTENT KNOWLEDGE (0245)</b>  Test Company: ETS Score Range: 100-200	All enrolled students who have completed all nonclinical courses, 2019-20									
	Other enrolled students, 2019-20						10	7	70%	163
	All program completers, 2019-20						12	11	92%	162
	All program completers, 2018-19						17	17	100%	168
	All program completers, 2017-18						12	11	92%	169
<b>CHINESE (MANDARIN) WORLD LANGUAGE (5665)</b>  Test Company: ETS Score Range: 100-200	All enrolled students who have completed all nonclinical courses, 2019-20									
	Other enrolled students, 2019-20						1			
	All program completers, 2019-20									
	All program completers, 2018-19									
	All program completers, 2017-18									
<b>EARLY CHILDHOOD EDUCATION (5025)</b>  Test Company: ETS Score Range: 100-200	All enrolled students who have completed all nonclinical courses, 2019-20						17	17	100%	172
	Other enrolled students, 2019-20	3				156	107	103	96%	174
	All program completers, 2019-20						23	23	100%	174
	All program completers, 2018-19									
	All program completers, 2017-18									
<b>EARTH AND SPACE SCIENCES - CK (5571)</b>  Test Company: ETS Score Range: 100-200	All enrolled students who have completed all nonclinical courses, 2019-20									
	Other enrolled students, 2019-20						3			
	All program completers, 2019-20									
	All program completers, 2018-19						3			
	All program completers, 2017-18						2			

**Single Assessment Institution-Level Pass Rate Data: Traditional Teacher Preparation Program Within IHE**

	<b>HEOA - Title II 2019 - 2020 Academic Year</b>
	<b>Institution Name</b>
	<b>Institution Code</b>
	<b>State</b>

BELMONT UNIVERSITY


1058

Tennessee

April 5, 2021

Assessment Information <sup>1</sup>	Group	Number Taking Assessment	Number Passing Assessment	Institutional Pass Rate	Institutional Average Scaled Score	Assessment Cut Score <sup>2</sup>	Statewide			
							Number Taking Assessment	Number Passing Assessment	Statewide Pass Rate	Statewide Average Scaled Score
<b>ECONOMICS (5911)</b>  Test Company: ETS Score Range: 100-200	All enrolled students who have completed all nonclinical courses, 2019-20									
	Other enrolled students, 2019-20									
	All program completers, 2019-20						1			
	All program completers, 2018-19						1			
	All program completers, 2017-18						1			
<b>ED OF DEAF AND HARD OF HEARING (5272)</b>  Test Company: ETS Score Range: 100-200	All enrolled students who have completed all nonclinical courses, 2019-20									
	Other enrolled students, 2019-20						4			
	All program completers, 2019-20						10	9	90%	168
	All program completers, 2018-19						8			
	All program completers, 2017-18						1			
<b>EDUCATION OF YOUNG CHILDREN (DISCONTINUED) (5021)</b>  Test Company: ETS Score Range: 100-200	All enrolled students who have completed all nonclinical courses, 2019-20									
	Other enrolled students, 2019-20									
	All program completers, 2019-20									
	All program completers, 2018-19									
	All program completers, 2017-18						1			
<b>EDUCATION OF YOUNG CHILDREN (5024)</b>  Test Company: ETS Score Range: 100-200	All enrolled students who have completed all nonclinical courses, 2019-20						33	27	82%	167
	Other enrolled students, 2019-20						60	52	87%	170
	All program completers, 2019-20						207	204	99%	172
	All program completers, 2018-19	1				160	168	165	98%	172
	All program completers, 2017-18	1				160	233	232	100%	172


**Single Assessment Institution-Level Pass Rate Data: Traditional Teacher Preparation Program Within IHE**

	<b>HEOA - Title II 2019 - 2020 Academic Year</b>	
	<b>Institution Name</b>	BELMONT UNIVERSITY
	<b>Institution Code</b>	1058
	<b>State</b>	Tennessee

April 5, 2021


Assessment Information <sup>1</sup>	Group	Number Taking Assessment	Number Passing Assessment	Institutional Pass Rate	Institutional Average Scaled Score	Assessment Cut Score <sup>2</sup>	Statewide			
							Number Taking Assessment	Number Passing Assessment	Statewide Pass Rate	Statewide Average Scaled Score
<b>ELEM ED CONTENT KNOWLEDGE (DISCONTINUED) (5014)</b>  Test Company: ETS Score Range: 100-200	All enrolled students who have completed all nonclinical courses, 2019-20									
	Other enrolled students, 2019-20									
	All program completers, 2019-20									
	All program completers, 2018-19									
	All program completers, 2017-18						3			
<b>ELEM ED CONTENT KNOWLEDGE (5018)</b>  Test Company: ETS Score Range: 100-200	All enrolled students who have completed all nonclinical courses, 2019-20						77	68	88%	170
	Other enrolled students, 2019-20	1				163	98	68	69%	167
	All program completers, 2019-20	9				163	758	743	98%	173
	All program completers, 2018-19	25	22	88%	171	163	1079	1070	99%	174
	All program completers, 2017-18	19	19	100%	175	163	1138	1123	99%	174
<b>ELEM ED CURR INSTRUC ASSESSMENT (5017)</b>  Test Company: ETS Score Range: 100-200	All enrolled students who have completed all nonclinical courses, 2019-20						19	18	95%	171
	Other enrolled students, 2019-20						15	12	80%	164
	All program completers, 2019-20	2				153	209	205	98%	171
	All program completers, 2018-19	16	16	100%	179	153	897	897	100%	172
	All program completers, 2017-18	16	16	100%	175	153	897	895	100%	172
<b>ELEM ED MULTI SUBJ MATHEMATICS (5003)</b>  Test Company: ETS Score Range: 100-200	All enrolled students who have completed all nonclinical courses, 2019-20	1				157	153	129	84%	171
	Other enrolled students, 2019-20	14	14	100%	176	157	409	362	89%	174
	All program completers, 2019-20	5				157	234	223	95%	175
	All program completers, 2018-19	1				157	16	15	94%	177
	All program completers, 2017-18									

**Single Assessment Institution-Level Pass Rate Data: Traditional Teacher Preparation Program Within IHE**


		<b>HEOA - Title II 2019 - 2020 Academic Year</b>								
Institution Name		BELMONT UNIVERSITY								
Institution Code		1058								
State		Tennessee								
							Statewide			
Assessment Information <sup>1</sup>	Group	Number Taking Assessment	Number Passing Assessment	Institutional Pass Rate	Institutional Average Scaled Score	Assessment Cut Score <sup>2</sup>	Number Taking Assessment	Number Passing Assessment	Statewide Pass Rate	Statewide Average Scaled Score
<b>ELEM ED MULTI SUBJ READING LANG ARTS (5002)</b>  Test Company: ETS Score Range: 100-200	All enrolled students who have completed all nonclinical courses, 2019-20	1				157	153	138	90%	169
	Other enrolled students, 2019-20	14	13	93%	171	157	412	382	93%	170
	All program completers, 2019-20	5				157	234	229	98%	173
	All program completers, 2018-19	1				157	16	16	100%	175
	All program completers, 2017-18									
<b>ELEM ED MULTI SUBJ SCIENCES (5005)</b>  Test Company: ETS Score Range: 100-200	All enrolled students who have completed all nonclinical courses, 2019-20	1				159	151	116	77%	167
	Other enrolled students, 2019-20	14	12	86%	170	159	403	353	88%	170
	All program completers, 2019-20	5				159	233	209	90%	170
	All program completers, 2018-19	1				159	16	14	88%	171
	All program completers, 2017-18									
<b>ELEM ED MULTI SUBJ SOCIAL STUDIES (5004)</b>  Test Company: ETS Score Range: 100-200	All enrolled students who have completed all nonclinical courses, 2019-20	1				155	151	109	72%	161
	Other enrolled students, 2019-20	13	12	92%	168	155	403	327	81%	165
	All program completers, 2019-20	5				155	234	212	91%	166
	All program completers, 2018-19	1				155	15	13	87%	170
	All program completers, 2017-18									
<b>ENGLISH LANGUAGE ARTS: CK (5038)</b>  Test Company: ETS Score Range: 100-200	All enrolled students who have completed all nonclinical courses, 2019-20						23	23	100%	180
	Other enrolled students, 2019-20	5				167	75	66	88%	179
	All program completers, 2019-20	5				167	130	128	98%	180
	All program completers, 2018-19	2				167	137	137	100%	181
	All program completers, 2017-18	4				167	124	124	100%	183

April 5, 2021

**Single Assessment Institution-Level Pass Rate Data: Traditional Teacher Preparation Program Within IHE**


		<b>HEOA - Title II 2019 - 2020 Academic Year</b>								
Institution Name		BELMONT UNIVERSITY								
Institution Code		1058								
State		Tennessee								
							Statewide <span style="float: right;">April 5, 2021</span>			
Assessment Information <sup>1</sup>	Group	Number Taking Assessment	Number Passing Assessment	Institutional Pass Rate	Institutional Average Scaled Score	Assessment Cut Score <sup>2</sup>	Number Taking Assessment	Number Passing Assessment	Statewide Pass Rate	Statewide Average Scaled Score
<b>ENGLISH TO SPEAKERS OF OTHER LANGUAGES (DISC) (5361)</b>  Test Company: ETS Score Range: 100-200	All enrolled students who have completed all nonclinical courses, 2019-20									
	Other enrolled students, 2019-20									
	All program completers, 2019-20									
	All program completers, 2018-19						1			
	All program completers, 2017-18						24	24	100%	162
<b>ENGLISH TO SPEAKERS OF OTHER LANGUAGES (5362)</b>  Test Company: ETS Score Range: 100-200	All enrolled students who have completed all nonclinical courses, 2019-20						10	9	90%	172
	Other enrolled students, 2019-20						33	32	97%	174
	All program completers, 2019-20						53	53	100%	177
	All program completers, 2018-19						83	83	100%	176
	All program completers, 2017-18						70	70	100%	176
<b>FAMILY AND CONSUMER SCIENCES (5122)</b>  Test Company: ETS Score Range: 100-200	All enrolled students who have completed all nonclinical courses, 2019-20									
	Other enrolled students, 2019-20						1			
	All program completers, 2019-20						6			
	All program completers, 2018-19						1			
	All program completers, 2017-18						9			
<b>FRENCH WORLD LANGUAGE (5174)</b>  Test Company: ETS Score Range: 100-200	All enrolled students who have completed all nonclinical courses, 2019-20									
	Other enrolled students, 2019-20						3			
	All program completers, 2019-20									
	All program completers, 2018-19						2			
	All program completers, 2017-18						2			

**Single Assessment Institution-Level Pass Rate Data: Traditional Teacher Preparation Program Within IHE**

		<b>HEOA - Title II 2019 - 2020 Academic Year</b>								
Institution Name		BELMONT UNIVERSITY								
Institution Code		1058								
State		Tennessee								
							Statewide <span style="float: right;">April 5, 2021</span>			
Assessment Information <sup>1</sup>	Group	Number Taking Assessment	Number Passing Assessment	Institutional Pass Rate	Institutional Average Scaled Score	Assessment Cut Score <sup>2</sup>	Number Taking Assessment	Number Passing Assessment	Statewide Pass Rate	Statewide Average Scaled Score
<b>GEOGRAPHY (5921)</b>  Test Company: ETS Score Range: 100-200	All enrolled students who have completed all nonclinical courses, 2019-20									
	Other enrolled students, 2019-20									
	All program completers, 2019-20						5			
	All program completers, 2018-19						2			
	All program completers, 2017-18						6			
<b>GERMAN WORLD LANGUAGE (5183)</b>  Test Company: ETS Score Range: 100-200	All enrolled students who have completed all nonclinical courses, 2019-20						1			
	Other enrolled students, 2019-20									
	All program completers, 2019-20									
	All program completers, 2018-19									
	All program completers, 2017-18									
<b>GIFTED EDUCATION (5358)</b>  Test Company: ETS Score Range: 100-200	All enrolled students who have completed all nonclinical courses, 2019-20									
	Other enrolled students, 2019-20									
	All program completers, 2019-20									
	All program completers, 2018-19									
	All program completers, 2017-18						1			
<b>GOVERNMENT POLITICAL SCIENCE (5931)</b>  Test Company: ETS Score Range: 100-200	All enrolled students who have completed all nonclinical courses, 2019-20									
	Other enrolled students, 2019-20						1			
	All program completers, 2019-20						7			
	All program completers, 2018-19						14	14	100%	172
	All program completers, 2017-18						12	12	100%	171



**Single Assessment Institution-Level Pass Rate Data: Traditional Teacher Preparation Program Within IHE**

	<b>HEOA - Title II 2019 - 2020 Academic Year</b>
	<b>Institution Name</b>
	<b>Institution Code</b>
	<b>State</b>

BELMONT UNIVERSITY


1058

Tennessee

April 5, 2021

Assessment Information <sup>1</sup>	Group	Number Taking Assessment	Number Passing Assessment	Institutional Pass Rate	Institutional Average Scaled Score	Assessment Cut Score <sup>2</sup>	Statewide			
							Number Taking Assessment	Number Passing Assessment	Statewide Pass Rate	Statewide Average Scaled Score
<b>HEALTH EDUCATION (5551)</b>  Test Company: ETS Score Range: 100-200	All enrolled students who have completed all nonclinical courses, 2019-20						7			
	Other enrolled students, 2019-20						5			
	All program completers, 2019-20						15	15	100%	168
	All program completers, 2018-19						22	22	100%	161
	All program completers, 2017-18						36	36	100%	164
<b>LATIN (5601)</b>  Test Company: ETS Score Range: 100-200	All enrolled students who have completed all nonclinical courses, 2019-20									
	Other enrolled students, 2019-20									
	All program completers, 2019-20									
	All program completers, 2018-19						2			
	All program completers, 2017-18						1			
<b>LIBRARY MEDIA SPECIALIST (5311)</b>  Test Company: ETS Score Range: 100-200	All enrolled students who have completed all nonclinical courses, 2019-20									
	Other enrolled students, 2019-20						2			
	All program completers, 2019-20						5			
	All program completers, 2018-19						3			
	All program completers, 2017-18						6			
<b>MARKETING EDUCATION (5561)</b>  Test Company: ETS Score Range: 100-200	All enrolled students who have completed all nonclinical courses, 2019-20									
	Other enrolled students, 2019-20						1			
	All program completers, 2019-20									
	All program completers, 2018-19									
	All program completers, 2017-18									


**Single Assessment Institution-Level Pass Rate Data: Traditional Teacher Preparation Program Within IHE**

	<b>HEOA - Title II 2019 - 2020 Academic Year</b>	
	<b>Institution Name</b>	BELMONT UNIVERSITY
	<b>Institution Code</b>	1058
	<b>State</b>	Tennessee

April 5, 2021

Assessment Information <sup>1</sup>	Group	Number Taking Assessment	Number Passing Assessment	Institutional Pass Rate	Institutional Average Scaled Score	Assessment Cut Score <sup>2</sup>	Statewide			
							Number Taking Assessment	Number Passing Assessment	Statewide Pass Rate	Statewide Average Scaled Score
<b>MATHEMATICS CONTENT KNOWLEDGE (5161)</b>  Test Company: ETS Score Range: 100-200	All enrolled students who have completed all nonclinical courses, 2019-20						9			
	Other enrolled students, 2019-20	1				160	46	23	50%	157
	All program completers, 2019-20	1				160	45	37	82%	167
	All program completers, 2018-19	3				160	52	52	100%	170
	All program completers, 2017-18	5				160	63	62	98%	170
<b>MIDDLE SCHOOL CONTENT KNOWLEDGE (5146)</b>  Test Company: ETS Score Range: 100-200	All enrolled students who have completed all nonclinical courses, 2019-20									
	Other enrolled students, 2019-20						2			
	All program completers, 2019-20									
	All program completers, 2018-19						2			
	All program completers, 2017-18	5				150	53	50	94%	163
<b>MIDDLE SCHOOL ENG LANG ARTS (5047)</b>  Test Company: ETS Score Range: 100-200	All enrolled students who have completed all nonclinical courses, 2019-20						2			
	Other enrolled students, 2019-20						8			
	All program completers, 2019-20						4			
	All program completers, 2018-19						5			
	All program completers, 2017-18						4			
<b>MIDDLE SCHOOL MATHEMATICS (5169)</b>  Test Company: ETS Score Range: 100-200	All enrolled students who have completed all nonclinical courses, 2019-20						12	8	67%	167
	Other enrolled students, 2019-20						23	18	78%	169
	All program completers, 2019-20						25	25	100%	175
	All program completers, 2018-19						32	32	100%	175
	All program completers, 2017-18						12	12	100%	173

**Single Assessment Institution-Level Pass Rate Data: Traditional Teacher Preparation Program Within IHE**

	<b>HEOA - Title II 2019 - 2020 Academic Year</b>
	<b>Institution Name</b>
	<b>Institution Code</b>
	<b>State</b>

BELMONT UNIVERSITY


1058

Tennessee


April 5, 2021

Assessment Information <sup>1</sup>	Group	Number Taking Assessment	Number Passing Assessment	Institutional Pass Rate	Institutional Average Scaled Score	Assessment Cut Score <sup>2</sup>	Statewide			
							Number Taking Assessment	Number Passing Assessment	Statewide Pass Rate	Statewide Average Scaled Score
<b>MIDDLE SCHOOL SCIENCE (5440)</b>  Test Company: ETS Score Range: 100-200	All enrolled students who have completed all nonclinical courses, 2019-20						1			
	Other enrolled students, 2019-20						4			
	All program completers, 2019-20						10	10	100%	167
	All program completers, 2018-19						9			
	All program completers, 2017-18						8			
<b>MIDDLE SCHOOL SOCIAL STUDIES (5089)</b>  Test Company: ETS Score Range: 100-200	All enrolled students who have completed all nonclinical courses, 2019-20									
	Other enrolled students, 2019-20						3			
	All program completers, 2019-20						7			
	All program completers, 2018-19						7			
	All program completers, 2017-18						4			
<b>MUSIC CONTENT &amp; INSTRUCTION (5114)</b>  Test Company: ETS Score Range: 100-200	All enrolled students who have completed all nonclinical courses, 2019-20						26	18	69%	164
	Other enrolled students, 2019-20						51	35	69%	166
	All program completers, 2019-20	7				162	97	92	95%	170
	All program completers, 2018-19	11	11	100%	170	162	119	117	98%	171
	All program completers, 2017-18	10	10	100%	171	162	100	100	100%	170
<b>PHYSICAL ED CONTENT AND DESIGN (5095)</b>  Test Company: ETS Score Range: 100-200	All enrolled students who have completed all nonclinical courses, 2019-20						31	21	68%	170
	Other enrolled students, 2019-20						31	13	42%	164
	All program completers, 2019-20						66	61	92%	174
	All program completers, 2018-19						83	80	96%	174
	All program completers, 2017-18						80	76	95%	172

**Single Assessment Institution-Level Pass Rate Data: Traditional Teacher Preparation Program Within IHE**

		<b>HEOA - Title II 2019 - 2020 Academic Year</b>								
Institution Name		BELMONT UNIVERSITY								
Institution Code		1058								
State		Tennessee								
							Statewide <span style="float: right;">April 5, 2021</span>			
Assessment Information <sup>1</sup>	Group	Number Taking Assessment	Number Passing Assessment	Institutional Pass Rate	Institutional Average Scaled Score	Assessment Cut Score <sup>2</sup>	Number Taking Assessment	Number Passing Assessment	Statewide Pass Rate	Statewide Average Scaled Score
<b>PHYSICS CONTENT KNOWLEDGE (5265)</b>  Test Company: ETS Score Range: 100-200	All enrolled students who have completed all nonclinical courses, 2019-20						1			
	Other enrolled students, 2019-20									
	All program completers, 2019-20									
	All program completers, 2018-19						7			
	All program completers, 2017-18						3			
<b>PRINC LEARNING AND TEACHING 5-9 (5623)</b>  Test Company: ETS Score Range: 100-200	All enrolled students who have completed all nonclinical courses, 2019-20						1			
	Other enrolled students, 2019-20						3			
	All program completers, 2019-20	1				160	8			
	All program completers, 2018-19	3				160	31	31	100%	174
	All program completers, 2017-18	3				160	63	62	98%	174
<b>PRINC LEARNING AND TEACHING 7-12 (5624)</b>  Test Company: ETS Score Range: 100-200	All enrolled students who have completed all nonclinical courses, 2019-20						11	9	82%	171
	Other enrolled students, 2019-20						20	17	85%	169
	All program completers, 2019-20	6				157	58	58	100%	175
	All program completers, 2018-19	20	20	100%	180	157	219	218	100%	176
	All program completers, 2017-18	22	22	100%	178	157	413	411	100%	177
<b>PRINC LEARNING AND TEACHING EARLY CHILD (5621)</b>  Test Company: ETS Score Range: 100-200	All enrolled students who have completed all nonclinical courses, 2019-20						5			
	Other enrolled students, 2019-20						7			
	All program completers, 2019-20						16	15	94%	166
	All program completers, 2018-19	1				157	52	51	98%	170
	All program completers, 2017-18	1				157	181	181	100%	171


**Single Assessment Institution-Level Pass Rate Data: Traditional Teacher Preparation Program Within IHE**

	<b>HEOA - Title II 2019 - 2020 Academic Year</b>	
	<b>Institution Name</b>	BELMONT UNIVERSITY
	<b>Institution Code</b>	1058
	<b>State</b>	Tennessee

April 5, 2021

Assessment Information <sup>1</sup>	Group	Number Taking Assessment	Number Passing Assessment	Institutional Pass Rate	Institutional Average Scaled Score	Assessment Cut Score <sup>2</sup>	Statewide			
							Number Taking Assessment	Number Passing Assessment	Statewide Pass Rate	Statewide Average Scaled Score
<b>PRINC LEARNING AND TEACHING K-6 (5622)</b>  Test Company: ETS Score Range: 100-200	All enrolled students who have completed all nonclinical courses, 2019-20						25	17	68%	168
	Other enrolled students, 2019-20						39	29	74%	167
	All program completers, 2019-20	6				160	121	120	99%	175
	All program completers, 2018-19	28	27	96%	180	160	362	359	99%	177
	All program completers, 2017-18	23	23	100%	177	160	606	605	100%	176
<b>PSYCHOLOGY (5391)</b>  Test Company: ETS Score Range: 100-200	All enrolled students who have completed all nonclinical courses, 2019-20						1			
	Other enrolled students, 2019-20									
	All program completers, 2019-20						1			
	All program completers, 2018-19						5			
	All program completers, 2017-18						1			
<b>SE CK AND MILD TO MODERATE APPL (5543)</b>  Test Company: ETS Score Range: 100-200	All enrolled students who have completed all nonclinical courses, 2019-20						29	26	90%	171
	Other enrolled students, 2019-20						68	51	75%	167
	All program completers, 2019-20						110	109	99%	174
	All program completers, 2018-19						143	143	100%	175
	All program completers, 2017-18						141	141	100%	173
<b>SE CK AND SEVERE TO PROF APPL (5545)</b>  Test Company: ETS Score Range: 100-200	All enrolled students who have completed all nonclinical courses, 2019-20						12	12	100%	177
	Other enrolled students, 2019-20						36	36	100%	178
	All program completers, 2019-20						73	73	100%	179
	All program completers, 2018-19						77	77	100%	178
	All program completers, 2017-18						92	92	100%	178


**Single Assessment Institution-Level Pass Rate Data: Traditional Teacher Preparation Program Within IHE**

	<b>HEOA - Title II 2019 - 2020 Academic Year</b>	
	<b>Institution Name</b>	BELMONT UNIVERSITY
	<b>Institution Code</b>	1058
	<b>State</b>	Tennessee


April 5, 2021

Assessment Information <sup>1</sup>	Group	Number Taking Assessment	Number Passing Assessment	Institutional Pass Rate	Institutional Average Scaled Score	Assessment Cut Score <sup>2</sup>	Statewide			
							Number Taking Assessment	Number Passing Assessment	Statewide Pass Rate	Statewide Average Scaled Score
<b>SE CORE KNOWLEDGE &amp; APPLICATIONS (5354)</b>  Test Company: ETS Score Range: 100-200	All enrolled students who have completed all nonclinical courses, 2019-20						10	10	100%	169
	Other enrolled students, 2019-20						25	24	96%	168
	All program completers, 2019-20						67	67	100%	175
	All program completers, 2018-19						52	52	100%	176
	All program completers, 2017-18						94	94	100%	174
<b>SE TEACHING STU WVISUAL IMPAIRMENT (5282)</b>  Test Company: ETS Score Range: 100-200	All enrolled students who have completed all nonclinical courses, 2019-20									
	Other enrolled students, 2019-20									
	All program completers, 2019-20									
	All program completers, 2018-19						2			
	All program completers, 2017-18						1			
<b>SE: PRESCHOOL EARLY CHILDHOOD (5691)</b>  Test Company: ETS Score Range: 100-200	All enrolled students who have completed all nonclinical courses, 2019-20						11	11	100%	170
	Other enrolled students, 2019-20						33	28	85%	167
	All program completers, 2019-20						62	62	100%	173
	All program completers, 2018-19						44	44	100%	174
	All program completers, 2017-18						96	96	100%	173
<b>SPANISH WORLD LANGUAGE (5195)</b>  Test Company: ETS Score Range: 100-200	All enrolled students who have completed all nonclinical courses, 2019-20						1			
	Other enrolled students, 2019-20						13	6	46%	158
	All program completers, 2019-20						6			
	All program completers, 2018-19						11	9	82%	172
	All program completers, 2017-18						14	13	93%	174

**Single Assessment Institution-Level Pass Rate Data: Traditional Teacher Preparation Program Within IHE**


		<b>HEOA - Title II 2019 - 2020 Academic Year</b>								
Institution Name		BELMONT UNIVERSITY								
Institution Code		1058								
State		Tennessee								
							Statewide <span style="float: right;">April 5, 2021</span>			
Assessment Information <sup>1</sup>	Group	Number Taking Assessment	Number Passing Assessment	Institutional Pass Rate	Institutional Average Scaled Score	Assessment Cut Score <sup>2</sup>	Number Taking Assessment	Number Passing Assessment	Statewide Pass Rate	Statewide Average Scaled Score
<b>TEACHING READING: ELEM EDUCATION (5203)</b>  Test Company: ETS Score Range: 100-200	All enrolled students who have completed all nonclinical courses, 2019-20						227	215	95%	174
	Other enrolled students, 2019-20						471	412	87%	173
	All program completers, 2019-20	11	11	100%	179	162	1180	1167	99%	176
	All program completers, 2018-19	23	22	96%	180	162	1290	1285	100%	176
	All program completers, 2017-18	20	20	100%	177	162	1351	1343	99%	177
<b>TEACHING READING: ELEMENTARY (5205)</b>  Test Company: ETS Score Range: 100-200	All enrolled students who have completed all nonclinical courses, 2019-20	1				159	15	11	73%	162
	Other enrolled students, 2019-20						37	31	84%	167
	All program completers, 2019-20						4			
	All program completers, 2018-19									
	All program completers, 2017-18									
<b>TECHNOLOGY EDUCATION (5051)</b>  Test Company: ETS Score Range: 100-200	All enrolled students who have completed all nonclinical courses, 2019-20									
	Other enrolled students, 2019-20									
	All program completers, 2019-20						1			
	All program completers, 2018-19									
	All program completers, 2017-18									
<b>THEATRE (5641)</b>  Test Company: ETS Score Range: 100-200	All enrolled students who have completed all nonclinical courses, 2019-20						1			
	Other enrolled students, 2019-20	2				159	10	8	80%	171
	All program completers, 2019-20	3				159	9			
	All program completers, 2018-19						6			
	All program completers, 2017-18	1				159	10	10	100%	171

**Single Assessment Institution-Level Pass Rate Data: Traditional Teacher Preparation Program Within IHE**

		<b>HEOA - Title II 2019 - 2020 Academic Year</b>								
Institution Name		BELMONT UNIVERSITY								
Institution Code		1058								
State		Tennessee								
							Statewide <span style="float: right;">April 5, 2021</span>			
Assessment Information <sup>1</sup>	Group	Number Taking Assessment	Number Passing Assessment	Institutional Pass Rate	Institutional Average Scaled Score	Assessment Cut Score <sup>2</sup>	Number Taking Assessment	Number Passing Assessment	Statewide Pass Rate	Statewide Average Scaled Score
<b>WORLD AND U.S. HISTORY CK (5941)</b>  Test Company: ETS Score Range: 100-200	All enrolled students who have completed all nonclinical courses, 2019-20						26	14	54%	156
	Other enrolled students, 2019-20	1				157	78	52	67%	160
	All program completers, 2019-20	2				157	115	109	95%	168
	All program completers, 2018-19	4				157	127	124	98%	166
	All program completers, 2017-18	3				157	151	146	97%	165
<b>EDTPA: AGRICULTURAL EDUCATION (TPA0100)</b>  Test Company: E.S. Pearson* Score Range: 15-75	All enrolled students who have completed all nonclinical courses, 2019-20									
	Other enrolled students, 2019-20									
	All program completers, 2019-20						19	16	84%	46
	All program completers, 2018-19						14	14	100%	53
	All program completers, 2017-18						3			
<b>EDTPA: FAMILY AND CONSUMER SCIENCES (TPA0117)</b>  Test Company: E.S. Pearson* Score Range: 15-75	All enrolled students who have completed all nonclinical courses, 2019-20									
	Other enrolled students, 2019-20									
	All program completers, 2019-20						4			
	All program completers, 2018-19									
	All program completers, 2017-18						3			
<b>EDTPA: BUSINESS EDUCATION (TPA0102)</b>  Test Company: E.S. Pearson* Score Range: 15-75	All enrolled students who have completed all nonclinical courses, 2019-20									
	Other enrolled students, 2019-20									
	All program completers, 2019-20						6			
	All program completers, 2018-19						6			
	All program completers, 2017-18						3			




**Single Assessment Institution-Level Pass Rate Data: Traditional Teacher Preparation Program Within IHE**

		<b>HEOA - Title II 2019 - 2020 Academic Year</b>								
Institution Name		BELMONT UNIVERSITY								
Institution Code		1058								
State		Tennessee								
							Statewide			
Assessment Information <sup>1</sup>	Group	Number Taking Assessment	Number Passing Assessment	Institutional Pass Rate	Institutional Average Scaled Score	Assessment Cut Score <sup>2</sup>	Number Taking Assessment	Number Passing Assessment	Statewide Pass Rate	Statewide Average Scaled Score
<b>EDTPA: CLASSICAL LANGUAGES (TPA0104)</b>  Test Company: E.S. Pearson* Score Range: 13-65	All enrolled students who have completed all nonclinical courses, 2019-20									
	Other enrolled students, 2019-20									
	All program completers, 2019-20									
	All program completers, 2018-19						1			
	All program completers, 2017-18						1			
<b>EDTPA: EARLY CHILDHOOD (TPA0014)</b>  Test Company: E.S. Pearson* Score Range: 15-75	All enrolled students who have completed all nonclinical courses, 2019-20						3			
	Other enrolled students, 2019-20						3			
	All program completers, 2019-20						131	130	99%	45
	All program completers, 2018-19						102	100	98%	45
	All program completers, 2017-18						55	55	100%	46
<b>EDTPA: ELEM ED LITERACY WITH MATHEMATICS TASK 4 (TPA0110)</b>  Test Company: E.S. Pearson* Score Range: 18-90	All enrolled students who have completed all nonclinical courses, 2019-20						2			
	Other enrolled students, 2019-20						1			
	All program completers, 2019-20						72	72	100%	56
	All program completers, 2018-19						88	88	100%	55
	All program completers, 2017-18						42	42	100%	59
<b>EDTPA: ELEM ED MATHEMATICS WITH LITERACY TASK 4 (TPA0149)</b>  Test Company: E.S. Pearson* Score Range: 18-90	All enrolled students who have completed all nonclinical courses, 2019-20									
	Other enrolled students, 2019-20									
	All program completers, 2019-20						3			
	All program completers, 2018-19									
	All program completers, 2017-18									

April 5, 2021


**Single Assessment Institution-Level Pass Rate Data: Traditional Teacher Preparation Program Within IHE**

	<b>HEOA - Title II 2019 - 2020 Academic Year</b>	
	<b>Institution Name</b>	BELMONT UNIVERSITY
	<b>Institution Code</b>	1058
	<b>State</b>	Tennessee


April 5, 2021

Assessment Information <sup>1</sup>	Group	Number Taking Assessment	Number Passing Assessment	Institutional Pass Rate	Institutional Average Scaled Score	Assessment Cut Score <sup>2</sup>	Statewide			
							Number Taking Assessment	Number Passing Assessment	Statewide Pass Rate	Statewide Average Scaled Score
<b>EDTPA: ELEMENTARY LITERACY (TPA0001)</b>  Test Company: E.S. Pearson* Score Range: 15-75	All enrolled students who have completed all nonclinical courses, 2019-20						3			
	Other enrolled students, 2019-20						4			
	All program completers, 2019-20	8				40	383	375	98%	47
	All program completers, 2018-19						243	243	100%	48
	All program completers, 2017-18						188	187	99%	48
<b>EDTPA: ELEMENTARY MATHEMATICS (TPA0002)</b>  Test Company: E.S. Pearson* Score Range: 15-75	All enrolled students who have completed all nonclinical courses, 2019-20						10	10	100%	49
	Other enrolled students, 2019-20						3			
	All program completers, 2019-20						242	236	98%	48
	All program completers, 2018-19						255	255	100%	48
	All program completers, 2017-18						176	176	100%	48
<b>EDTPA: ENGLISH AS AN ADDITIONAL LANGUAGE (TPA0115)</b>  Test Company: E.S. Pearson* Score Range: 15-75	All enrolled students who have completed all nonclinical courses, 2019-20									
	Other enrolled students, 2019-20						2			
	All program completers, 2019-20						15	15	100%	52
	All program completers, 2018-19						20	20	100%	53
	All program completers, 2017-18						9			
<b>EDTPA: HEALTH EDUCATION (TPA0119)</b>  Test Company: E.S. Pearson* Score Range: 15-75	All enrolled students who have completed all nonclinical courses, 2019-20									
	Other enrolled students, 2019-20						1			
	All program completers, 2019-20						1			
	All program completers, 2018-19									
	All program completers, 2017-18						2			

**Single Assessment Institution-Level Pass Rate Data: Traditional Teacher Preparation Program Within IHE**

		<p align="center"><b>HEOA - Title II 2019 - 2020 Academic Year</b></p>								
<b>Institution Name</b>		BELMONT UNIVERSITY								
<b>Institution Code</b>		1058								
<b>State</b>		Tennessee								
							April 5, 2021			
Assessment Information <sup>1</sup>	Group	Number Taking Assessment	Number Passing Assessment	Institutional Pass Rate	Institutional Average Scaled Score	Assessment Cut Score <sup>2</sup>	Statewide			
							Number Taking Assessment	Number Passing Assessment	Statewide Pass Rate	Statewide Average Scaled Score
<b>EDTPA: K-12 PERFORMING ARTS (TPA0021)</b>  Test Company: E.S. Pearson* Score Range: 15-75	All enrolled students who have completed all nonclinical courses, 2019-20						1			
	Other enrolled students, 2019-20						1			
	All program completers, 2019-20	6				40	101	93	92%	47
	All program completers, 2018-19	1				37	78	77	99%	47
	All program completers, 2017-18						41	41	100%	48
<b>EDTPA: K-12 PHYSICAL EDUCATION (TPA0011)</b>  Test Company: E.S. Pearson* Score Range: 15-75	All enrolled students who have completed all nonclinical courses, 2019-20						1			
	Other enrolled students, 2019-20									
	All program completers, 2019-20						59	47	80%	43
	All program completers, 2018-19						48	47	98%	43
	All program completers, 2017-18						21	21	100%	45
<b>EDTPA: LIBRARY SPECIALIST (TPA0127)</b>  Test Company: E.S. Pearson* Score Range: 15-75	All enrolled students who have completed all nonclinical courses, 2019-20									
	Other enrolled students, 2019-20						1			
	All program completers, 2019-20						5			
	All program completers, 2018-19						1			
	All program completers, 2017-18						1			
<b>EDTPA: MIDDLE CHILDHOOD ENGLISH LANGUAGE ARTS (TPA0018)</b>  Test Company: E.S. Pearson* Score Range: 15-75	All enrolled students who have completed all nonclinical courses, 2019-20									
	Other enrolled students, 2019-20									
	All program completers, 2019-20						2			
	All program completers, 2018-19									
	All program completers, 2017-18									

**Single Assessment Institution-Level Pass Rate Data: Traditional Teacher Preparation Program Within IHE**

	<b>HEOA - Title II 2019 - 2020 Academic Year</b>
	<b>Institution Name</b>
	<b>Institution Code</b>
	<b>State</b>

BELMONT UNIVERSITY


1058

Tennessee

April 5, 2021

Assessment Information <sup>1</sup>	Group	Number Taking Assessment	Number Passing Assessment	Institutional Pass Rate	Institutional Average Scaled Score	Assessment Cut Score <sup>2</sup>	Statewide				
							Number Taking Assessment	Number Passing Assessment	Statewide Pass Rate	Statewide Average Scaled Score	
<b>EDTPA: MIDDLE CHILDHOOD HISTORY-SOCIAL STUDIES (TPA0019)</b>  Test Company: E.S. Pearson* Score Range: 15-75	All enrolled students who have completed all nonclinical courses, 2019-20										
	Other enrolled students, 2019-20										
	All program completers, 2019-20						7				
	All program completers, 2018-19						2				
	All program completers, 2017-18										
<b>EDTPA: MIDDLE CHILDHOOD MATHEMATICS (TPA0016)</b>  Test Company: E.S. Pearson* Score Range: 15-75	All enrolled students who have completed all nonclinical courses, 2019-20										
	Other enrolled students, 2019-20						1				
	All program completers, 2019-20						24	24	100%	47	
	All program completers, 2018-19						18	18	100%	48	
	All program completers, 2017-18						7				
<b>EDTPA: MIDDLE CHILDHOOD SCIENCE (TPA0017)</b>  Test Company: E.S. Pearson* Score Range: 15-75	All enrolled students who have completed all nonclinical courses, 2019-20										
	Other enrolled students, 2019-20										
	All program completers, 2019-20						5				
	All program completers, 2018-19						6				
	All program completers, 2017-18										
<b>EDTPA: SECONDARY ENGLISH LANGUAGE ARTS (TPA0003)</b>  Test Company: E.S. Pearson* Score Range: 15-75	All enrolled students who have completed all nonclinical courses, 2019-20										
	Other enrolled students, 2019-20						1				
	All program completers, 2019-20		3				40	117	116	99%	48
	All program completers, 2018-19						84	84	100%	50	
	All program completers, 2017-18						41	41	100%	51	

**Single Assessment Institution-Level Pass Rate Data: Traditional Teacher Preparation Program Within IHE**

	<b>HEOA - Title II 2019 - 2020 Academic Year</b>
	<b>Institution Name</b>
	<b>Institution Code</b>
	<b>State</b>

BELMONT UNIVERSITY


1058

Tennessee

April 5, 2021

Assessment Information <sup>1</sup>	Group	Number Taking Assessment	Number Passing Assessment	Institutional Pass Rate	Institutional Average Scaled Score	Assessment Cut Score <sup>2</sup>	Statewide			
							Number Taking Assessment	Number Passing Assessment	Statewide Pass Rate	Statewide Average Scaled Score
<b>EDTPA: SECONDARY HISTORY-SOCIAL STUDIES (TPA0004)</b>  Test Company: E.S. Pearson* Score Range: 15-75	All enrolled students who have completed all nonclinical courses, 2019-20						2			
	Other enrolled students, 2019-20						7			
	All program completers, 2019-20	2				40	111	111	100%	47
	All program completers, 2018-19						82	82	100%	47
	All program completers, 2017-18						54	54	100%	47
<b>EDTPA: SECONDARY MATHEMATICS (TPA0005)</b>  Test Company: E.S. Pearson* Score Range: 15-75	All enrolled students who have completed all nonclinical courses, 2019-20						1			
	Other enrolled students, 2019-20						1			
	All program completers, 2019-20	1				40	46	36	78%	42
	All program completers, 2018-19						40	40	100%	45
	All program completers, 2017-18						17	17	100%	45
<b>EDTPA: SECONDARY SCIENCE (TPA0006)</b>  Test Company: E.S. Pearson* Score Range: 15-75	All enrolled students who have completed all nonclinical courses, 2019-20						1			
	Other enrolled students, 2019-20						1			
	All program completers, 2019-20						44	38	86%	45
	All program completers, 2018-19	1				37	58	58	100%	46
	All program completers, 2017-18						26	25	96%	45
<b>EDTPA: SPECIAL EDUCATION (TPA0012)</b>  Test Company: E.S. Pearson* Score Range: 15-75	All enrolled students who have completed all nonclinical courses, 2019-20						1			
	Other enrolled students, 2019-20						2			
	All program completers, 2019-20						132	127	96%	47
	All program completers, 2018-19						141	138	98%	47
	All program completers, 2017-18						95	92	97%	47

**Single Assessment Institution-Level Pass Rate Data: Traditional Teacher Preparation Program Within IHE**

		<b>HEOA - Title II 2019 - 2020 Academic Year</b>								
<b>Institution Name</b>	BELMONT UNIVERSITY									
<b>Institution Code</b>	1058									
<b>State</b>	Tennessee									
							April 5, 2021			
Assessment Information <sup>1</sup>	Group	Number Taking Assessment	Number Passing Assessment	Institutional Pass Rate	Institutional Average Scaled Score	Assessment Cut Score <sup>2</sup>	Statewide			
							Number Taking Assessment	Number Passing Assessment	Statewide Pass Rate	Statewide Average Scaled Score
<b>EDTPA: VISUAL ARTS (TPA0015)</b>  Test Company: E.S. Pearson* Score Range: 15-75	All enrolled students who have completed all nonclinical courses, 2019-20									
	Other enrolled students, 2019-20									
	All program completers, 2019-20	1				40	31	31	100%	53
	All program completers, 2018-19						23	23	100%	52
	All program completers, 2017-18						12	12	100%	50
<b>EDTPA: WORLD LANGUAGES (TPA0020)</b>  Test Company: E.S. Pearson* Score Range: 13-65	All enrolled students who have completed all nonclinical courses, 2019-20									
	Other enrolled students, 2019-20						1			
	All program completers, 2019-20						5			
	All program completers, 2018-19						4			
	All program completers, 2017-18						8			
<b>MATHEMATICS (MIDDLE GRADES AND EARLY SECONDARY) (ESP0105)</b>  Test Company: E.S. Pearson* Score Range: 100-300	All enrolled students who have completed all nonclinical courses, 2019-20									
	Other enrolled students, 2019-20						4			
	All program completers, 2019-20						4			
	All program completers, 2018-19									
	All program completers, 2017-18									
<b>MATHEMATICS (ESP0304)</b>  Test Company: E.S. Pearson* Score Range: 100-300	All enrolled students who have completed all nonclinical courses, 2019-20						8			
	Other enrolled students, 2019-20						8			
	All program completers, 2019-20	1				220	11	11	100%	238
	All program completers, 2018-19						2			
	All program completers, 2017-18									

Note: In cases where there are less than ten students taking the assessment or license/certificate, the number passing and pass rate are not reported.

<sup>1</sup>Tests with multiple delivery options (computer, paper, etc.) will be noted with the assessment code for one format only.

<sup>2</sup>Cut scores may vary for groups depending upon when the cut scores are established by the state and when each group completed their teacher certification or licensure assessment.

\*Questions regarding tests listed by this testing company must be addressed to your state Title II Coordinator.