


**Summary Institution-Level Pass Rate Data: Traditional Teacher Preparation Program Within IHE**


		<p align="center"><b>HEOA - Title II 2017 - 2018 Academic Year</b></p>				
<b>Institution Name</b>		BELMONT UNIVERSITY				
<b>Institution Code</b>		1058				
<b>State</b>		Tennessee				
		<i>February 1, 2019</i>				
		<b>Statewide</b>				
<i>Group</i>	<i>Number Taking Assessment<sup>1</sup></i>	<i>Number Passing Assessment<sup>2</sup></i>	<i>Institutional Pass Rate</i>	<i>Number Taking Assessment<sup>1</sup></i>	<i>Number Passing Assessment<sup>2</sup></i>	<i>Statewide Pass Rate</i>
All program completers, 2017-18	49	43	88%	2128	2083	98%
All program completers, 2016-17	43	39	91%	2259	2210	98%
All program completers, 2015-16	32	30	94%	2392	2348	98%

Note: In cases where there are less than ten students taking the assessment or license/certificate, the number passing and pass rate are not reported.


<sup>1</sup> Number of completers taking one or more assessments within their area of specialization.

<sup>2</sup> Summary level "Number Taking Assessment" may differ from assessment level "Number Taking Assessment" because each student is counted once at the summary level but may be counted in multiple assessments at the assessment level.


**Single Assessment Institution-Level Pass Rate Data: Traditional Teacher Preparation Program Within IHE**

		<b>HEOA - Title II 2017 - 2018 Academic Year</b>								
Institution Name		BELMONT UNIVERSITY								
Institution Code		1058								
State		Tennessee								
							Statewide <span style="float: right; font-size: small;">February 1, 2019</span>			
Assessment Information <sup>1</sup>	Group	Number Taking Assessment	Number Passing Assessment	Institutional Pass Rate	Institutional Average Scaled Score	Assessment Cut Score <sup>2</sup>	Number Taking Assessment	Number Passing Assessment	Statewide Pass Rate	Statewide Average Scaled Score
<b>AGRICULTURE (5701)</b>  Test Company: ETS Score Range: 100-200	All enrolled students who have completed all nonclinical courses, 2017-18						4			
	Other enrolled students, 2017-18						5			
	All program completers, 2017-18						14	14	100%	166
	All program completers, 2016-17						11	11	100%	171
	All program completers, 2015-16						13	13	100%	170
<b>ART CONTENT AND ANALYSIS (5135)</b>  Test Company: ETS Score Range: 100-200	All enrolled students who have completed all nonclinical courses, 2017-18						12	12	100%	168
	Other enrolled students, 2017-18	3				161	28	18	64%	163
	All program completers, 2017-18	3				161	32	32	100%	172
	All program completers, 2016-17	2				157	40	39	98%	170
	All program completers, 2015-16	3				157	46	45	98%	172
<b>BIOLOGY CONTENT KNOWLEDGE (0235)</b>  Test Company: ETS Score Range: 100-200	All enrolled students who have completed all nonclinical courses, 2017-18						12	11	92%	165
	Other enrolled students, 2017-18	4				148	38	35	92%	166
	All program completers, 2017-18	1				148	53	52	98%	165
	All program completers, 2016-17	2				148	62	62	100%	168
	All program completers, 2015-16						55	55	100%	163
<b>BUSINESS ED CONTENT KNOWLEDGE (5101)</b>  Test Company: ETS Score Range: 100-200	All enrolled students who have completed all nonclinical courses, 2017-18						8			
	Other enrolled students, 2017-18						9			
	All program completers, 2017-18						16	16	100%	170
	All program completers, 2016-17						19	19	100%	177
	All program completers, 2015-16						19	19	100%	170


**Single Assessment Institution-Level Pass Rate Data: Traditional Teacher Preparation Program Within IHE**

		<b>HEOA - Title II 2017 - 2018 Academic Year</b>					February 1, 2019				
<b>Institution Name</b>		<b>BELMONT UNIVERSITY</b>									
<b>Institution Code</b>		<b>1058</b>									
<b>State</b>		<b>Tennessee</b>									
							<b>Statewide</b>				
<i>Assessment Information<sup>1</sup></i>	<i>Group</i>	<i>Number Taking Assessment</i>	<i>Number Passing Assessment</i>	<i>Institutional Pass Rate</i>	<i>Institutional Average Scaled Score</i>	<i>Assessment Cut Score<sup>2</sup></i>	<i>Number Taking Assessment</i>	<i>Number Passing Assessment</i>	<i>Statewide Pass Rate</i>	<i>Statewide Average Scaled Score</i>	
<b>CHEMISTRY CONTENT KNOWLEDGE (0245)</b>  <i>Test Company: ETS</i> <i>Score Range: 100-200</i>	All enrolled students who have completed all nonclinical courses, 2017-18						1				
	Other enrolled students, 2017-18						16	15	94%	167	
	All program completers, 2017-18						12	10	83%	167	
	All program completers, 2016-17						18	18	100%	168	
	All program completers, 2015-16						14	14	100%	162	
<b>CHINESE (MANDARIN) WORLD LANGUAGE (5665)</b>  <i>Test Company: ETS</i> <i>Score Range: 100-200</i>	All enrolled students who have completed all nonclinical courses, 2017-18										
	Other enrolled students, 2017-18						1				
	All program completers, 2017-18										
	All program completers, 2016-17						2				
	All program completers, 2015-16						1				
<b>EARTH AND SPACE SCIENCES - CK (5571)</b>  <i>Test Company: ETS</i> <i>Score Range: 100-200</i>	All enrolled students who have completed all nonclinical courses, 2017-18										
	Other enrolled students, 2017-18						2				
	All program completers, 2017-18						2				
	All program completers, 2016-17						4				
	All program completers, 2015-16						5				
<b>ECONOMICS (5911)</b>  <i>Test Company: ETS</i> <i>Score Range: 100-200</i>	All enrolled students who have completed all nonclinical courses, 2017-18										
	Other enrolled students, 2017-18						1				
	All program completers, 2017-18						1				
	All program completers, 2016-17						1				
	All program completers, 2015-16						3				


**Single Assessment Institution-Level Pass Rate Data: Traditional Teacher Preparation Program Within IHE**

		<b>HEOA - Title II 2017 - 2018 Academic Year</b>								
Institution Name		BELMONT UNIVERSITY								
Institution Code		1058								
State		Tennessee								
							Statewide <span style="float: right; font-size: small;">February 1, 2019</span>			
Assessment Information <sup>1</sup>	Group	Number Taking Assessment	Number Passing Assessment	Institutional Pass Rate	Institutional Average Scaled Score	Assessment Cut Score <sup>2</sup>	Number Taking Assessment	Number Passing Assessment	Statewide Pass Rate	Statewide Average Scaled Score
<b>ED OF DEAF AND HARD OF HEARING (5272)</b>  Test Company: ETS Score Range: 100-200	All enrolled students who have completed all nonclinical courses, 2017-18									
	Other enrolled students, 2017-18						11	7	64%	164
	All program completers, 2017-18						1			
	All program completers, 2016-17						6			
	All program completers, 2015-16						6			
<b>EDUCATION OF YOUNG CHILDREN (DISCONTINUED) (5021)</b>  Test Company: ETS Score Range: 100-200	All enrolled students who have completed all nonclinical courses, 2017-18									
	Other enrolled students, 2017-18									
	All program completers, 2017-18						1			
	All program completers, 2016-17						4			
	All program completers, 2015-16						13	13	100%	175
<b>EDUCATION OF YOUNG CHILDREN (5024)</b>  Test Company: ETS Score Range: 100-200	All enrolled students who have completed all nonclinical courses, 2017-18						64	56	88%	170
	Other enrolled students, 2017-18						64	54	84%	168
	All program completers, 2017-18	1				160	233	232	100%	172
	All program completers, 2016-17	1				160	237	230	97%	172
	All program completers, 2015-16	1				160	223	221	99%	173
<b>ELEM ED CONTENT KNOWLEDGE (DISCONTINUED) (5014)</b>  Test Company: ETS Score Range: 100-200	All enrolled students who have completed all nonclinical courses, 2017-18									
	Other enrolled students, 2017-18						2			
	All program completers, 2017-18						3			
	All program completers, 2016-17	1				140	41	41	100%	159
	All program completers, 2015-16	1				140	158	158	100%	162


**Single Assessment Institution-Level Pass Rate Data: Traditional Teacher Preparation Program Within IHE**

		<b>HEOA - Title II 2017 - 2018 Academic Year</b>								
<b>Institution Name</b>	BELMONT UNIVERSITY									
<b>Institution Code</b>	1058									
<b>State</b>	Tennessee									
							<i>February 1, 2019</i>			
Assessment Information <sup>1</sup>	Group	Number Taking Assessment	Number Passing Assessment	Institutional Pass Rate	Institutional Average Scaled Score	Assessment Cut Score <sup>2</sup>	Statewide			
							Number Taking Assessment	Number Passing Assessment	Statewide Pass Rate	Statewide Average Scaled Score
<b>ELEM ED CONTENT KNOWLEDGE (5018)</b>  Test Company: ETS Score Range: 100-200	All enrolled students who have completed all nonclinical courses, 2017-18						378	354	94%	172
	Other enrolled students, 2017-18	22	20	91%	172	163	674	557	83%	171
	All program completers, 2017-18	17	17	100%	174	163	1130	1113	98%	174
	All program completers, 2016-17	16	15	94%	177	163	1119	1099	98%	174
	All program completers, 2015-16	8				163	1019	999	98%	174
<b>ELEM ED CURR INSTRUC ASSESSMENT (DISC) (0011)</b>  Test Company: ETS Score Range: 100-200	All enrolled students who have completed all nonclinical courses, 2017-18									
	Other enrolled students, 2017-18									
	All program completers, 2017-18									
	All program completers, 2016-17						5			
	All program completers, 2015-16						31	31	100%	176
<b>ELEM ED CURR INSTRUC ASSESSMENT (5017)</b>  Test Company: ETS Score Range: 100-200	All enrolled students who have completed all nonclinical courses, 2017-18						247	245	99%	170
	Other enrolled students, 2017-18	1				153	272	253	93%	169
	All program completers, 2017-18	15	15	100%	174	153	889	886	100%	172
	All program completers, 2016-17	14	14	100%	173	153	901	899	100%	172
	All program completers, 2015-16	8				153	944	943	100%	173
<b>ENG LANG LIT COMP CONTENT KNOWLEDGE (DISC) (0041)</b>  Test Company: ETS Score Range: 100-200	All enrolled students who have completed all nonclinical courses, 2017-18									
	Other enrolled students, 2017-18									
	All program completers, 2017-18									
	All program completers, 2016-17						2			
	All program completers, 2015-16	1				157	7			


Single Assessment Institution-Level Pass Rate Data: *Traditional Teacher Preparation Program Within IHE*

		<b>HEOA - Title II 2017 - 2018 Academic Year</b>									
Institution Name		BELMONT UNIVERSITY									
Institution Code		1058									
State		Tennessee									
							February 1, 2019				
Assessment Information <sup>1</sup>		Group		Number Taking Assessment	Number Passing Assessment	Institutional Pass Rate	Institutional Average Scaled Score	Assessment Cut Score <sup>2</sup>	Statewide		
									Number Taking Assessment	Number Passing Assessment	Statewide Pass Rate
<b>ENGLISH LANGUAGE ARTS: CK (5038)</b>  Test Company: ETS Score Range: 100-200	All enrolled students who have completed all nonclinical courses, 2017-18							33	30	91%	179
	Other enrolled students, 2017-18		2				167	80	73	91%	179
	All program completers, 2017-18		4				167	124	124	100%	183
	All program completers, 2016-17		3				167	150	150	100%	182
	All program completers, 2015-16		2				167	177	177	100%	183
<b>ENGLISH TO SPEAKERS OF OTHER LANGUAGES (DISC) (5361)</b>  Test Company: ETS Score Range: 100-200	All enrolled students who have completed all nonclinical courses, 2017-18										
	Other enrolled students, 2017-18							3			
	All program completers, 2017-18							24	24	100%	162
	All program completers, 2016-17							67	67	100%	159
	All program completers, 2015-16							89	89	100%	162
<b>ENGLISH TO SPEAKERS OF OTHER LANGUAGES (5362)</b>  Test Company: ETS Score Range: 100-200	All enrolled students who have completed all nonclinical courses, 2017-18							17	15	88%	174
	Other enrolled students, 2017-18							25	25	100%	176
	All program completers, 2017-18							70	70	100%	176
	All program completers, 2016-17							12	12	100%	184
	All program completers, 2015-16										
<b>FAMILY AND CONSUMER SCIENCES (5122)</b>  Test Company: ETS Score Range: 100-200	All enrolled students who have completed all nonclinical courses, 2017-18										
	Other enrolled students, 2017-18										
	All program completers, 2017-18							9			
	All program completers, 2016-17							7			
	All program completers, 2015-16							1			

**Single Assessment Institution-Level Pass Rate Data: Traditional Teacher Preparation Program Within IHE**


		<b>HEOA - Title II 2017 - 2018 Academic Year</b>								
Institution Name		BELMONT UNIVERSITY								
Institution Code		1058								
State		Tennessee								
							February 1, 2019			
Assessment Information <sup>1</sup>	Group	Number Taking Assessment	Number Passing Assessment	Institutional Pass Rate	Institutional Average Scaled Score	Assessment Cut Score <sup>2</sup>	Statewide			
							Number Taking Assessment	Number Passing Assessment	Statewide Pass Rate	Statewide Average Scaled Score
<b>FRENCH WORLD LANGUAGE (5174)</b>  Test Company: ETS Score Range: 100-200	All enrolled students who have completed all nonclinical courses, 2017-18						2			
	Other enrolled students, 2017-18						1			
	All program completers, 2017-18						2			
	All program completers, 2016-17						5			
	All program completers, 2015-16						4			
<b>GEOGRAPHY (5921)</b>  Test Company: ETS Score Range: 100-200	All enrolled students who have completed all nonclinical courses, 2017-18						1			
	Other enrolled students, 2017-18									
	All program completers, 2017-18						6			
	All program completers, 2016-17						5			
	All program completers, 2015-16						8			
<b>GERMAN WORLD LANGUAGE (5183)</b>  Test Company: ETS Score Range: 100-200	All enrolled students who have completed all nonclinical courses, 2017-18									
	Other enrolled students, 2017-18									
	All program completers, 2017-18									
	All program completers, 2016-17									
	All program completers, 2015-16						1			
<b>GIFTED EDUCATION (5358)</b>  Test Company: ETS Score Range: 100-200	All enrolled students who have completed all nonclinical courses, 2017-18									
	Other enrolled students, 2017-18									
	All program completers, 2017-18						1			
	All program completers, 2016-17									
	All program completers, 2015-16									

**Single Assessment Institution-Level Pass Rate Data: Traditional Teacher Preparation Program Within IHE**

		<b>HEOA - Title II 2017 - 2018 Academic Year</b>								
Institution Name		BELMONT UNIVERSITY								
Institution Code		1058								
State		Tennessee								
							Statewide <span style="float: right; font-size: small;">February 1, 2019</span>			
Assessment Information <sup>1</sup>	Group	Number Taking Assessment	Number Passing Assessment	Institutional Pass Rate	Institutional Average Scaled Score	Assessment Cut Score <sup>2</sup>	Number Taking Assessment	Number Passing Assessment	Statewide Pass Rate	Statewide Average Scaled Score
<b>GOVERNMENT POLITICAL SCIENCE (5931)</b>  Test Company: ETS Score Range: 100-200	All enrolled students who have completed all nonclinical courses, 2017-18						3			
	Other enrolled students, 2017-18						4			
	All program completers, 2017-18						12	12	100%	171
	All program completers, 2016-17						15	15	100%	166
	All program completers, 2015-16						19	19	100%	174
<b>HEALTH EDUCATION (5551)</b>  Test Company: ETS Score Range: 100-200	All enrolled students who have completed all nonclinical courses, 2017-18						10	10	100%	158
	Other enrolled students, 2017-18						15	15	100%	162
	All program completers, 2017-18						36	36	100%	164
	All program completers, 2016-17						40	40	100%	160
	All program completers, 2015-16						28	28	100%	163
<b>LATIN (5601)</b>  Test Company: ETS Score Range: 100-200	All enrolled students who have completed all nonclinical courses, 2017-18						2			
	Other enrolled students, 2017-18									
	All program completers, 2017-18						1			
	All program completers, 2016-17	1				141	3			
	All program completers, 2015-16	1				141	3			
<b>LIBRARY MEDIA SPECIALIST (5311)</b>  Test Company: ETS Score Range: 100-200	All enrolled students who have completed all nonclinical courses, 2017-18						2			
	Other enrolled students, 2017-18									
	All program completers, 2017-18						6			
	All program completers, 2016-17									
	All program completers, 2015-16									




**Single Assessment Institution-Level Pass Rate Data: Traditional Teacher Preparation Program Within IHE**

	<b>HEOA - Title II 2017 - 2018 Academic Year</b>	
	<b>Institution Name</b>	BELMONT UNIVERSITY
	<b>Institution Code</b>	1058
	<b>State</b>	Tennessee

February 1, 2019

Assessment Information <sup>1</sup>	Group	Number Taking Assessment	Number Passing Assessment	Institutional Pass Rate	Institutional Average Scaled Score	Assessment Cut Score <sup>2</sup>	Statewide			
							Number Taking Assessment	Number Passing Assessment	Statewide Pass Rate	Statewide Average Scaled Score
<b>MATHEMATICS CONTENT KNOWLEDGE (DISC) (0061)</b>  Test Company: ETS Score Range: 100-200	All enrolled students who have completed all nonclinical courses, 2017-18									
	Other enrolled students, 2017-18									
	All program completers, 2017-18									
	All program completers, 2016-17									
	All program completers, 2015-16						2			
<b>MATHEMATICS CONTENT KNOWLEDGE (5161)</b>  Test Company: ETS Score Range: 100-200	All enrolled students who have completed all nonclinical courses, 2017-18						18	10	56%	159
	Other enrolled students, 2017-18	3				160	50	27	54%	158
	All program completers, 2017-18	5				160	63	62	98%	170
	All program completers, 2016-17	1				160	72	69	96%	168
	All program completers, 2015-16						79	71	90%	169
<b>MIDDLE SCHOOL CONTENT KNOWLEDGE (5146)</b>  Test Company: ETS Score Range: 100-200	All enrolled students who have completed all nonclinical courses, 2017-18									
	Other enrolled students, 2017-18	1				150	8			
	All program completers, 2017-18	5				150	53	50	94%	163
	All program completers, 2016-17	2				150	125	125	100%	167
	All program completers, 2015-16	3				150	182	181	99%	168
<b>MIDDLE SCHOOL ENG LANG ARTS (5047)</b>  Test Company: ETS Score Range: 100-200	All enrolled students who have completed all nonclinical courses, 2017-18						3			
	Other enrolled students, 2017-18						3			
	All program completers, 2017-18						4			
	All program completers, 2016-17						1			
	All program completers, 2015-16									


**Single Assessment Institution-Level Pass Rate Data: Traditional Teacher Preparation Program Within IHE**

	<b>HEOA - Title II 2017 - 2018 Academic Year</b>	
	<b>Institution Name</b>	BELMONT UNIVERSITY
	<b>Institution Code</b>	1058
	<b>State</b>	Tennessee

February 1, 2019

Assessment Information <sup>1</sup>	Group	Number Taking Assessment	Number Passing Assessment	Institutional Pass Rate	Institutional Average Scaled Score	Assessment Cut Score <sup>2</sup>	Statewide			
							Number Taking Assessment	Number Passing Assessment	Statewide Pass Rate	Statewide Average Scaled Score
<b>MIDDLE SCHOOL MATHEMATICS (5169)</b>  Test Company: ETS Score Range: 100-200	All enrolled students who have completed all nonclinical courses, 2017-18						13	13	100%	173
	Other enrolled students, 2017-18						21	16	76%	169
	All program completers, 2017-18						12	12	100%	173
	All program completers, 2016-17						4			
	All program completers, 2015-16						2			
<b>MIDDLE SCHOOL SCIENCE (5440)</b>  Test Company: ETS Score Range: 100-200	All enrolled students who have completed all nonclinical courses, 2017-18						1			
	Other enrolled students, 2017-18						5			
	All program completers, 2017-18						8			
	All program completers, 2016-17						1			
	All program completers, 2015-16						1			
<b>MIDDLE SCHOOL SOCIAL STUDIES (5089)</b>  Test Company: ETS Score Range: 100-200	All enrolled students who have completed all nonclinical courses, 2017-18						2			
	Other enrolled students, 2017-18						3			
	All program completers, 2017-18						4			
	All program completers, 2016-17									
	All program completers, 2015-16									
<b>MUSIC CONTENT &amp; INSTRUCTION (5114)</b>  Test Company: ETS Score Range: 100-200	All enrolled students who have completed all nonclinical courses, 2017-18						21	16	76%	166
	Other enrolled students, 2017-18						57	41	72%	167
	All program completers, 2017-18	9				162	99	98	99%	170
	All program completers, 2016-17	11	9	82%	170	162	140	131	94%	170
	All program completers, 2015-16	9				162	125	118	94%	170


**Single Assessment Institution-Level Pass Rate Data: Traditional Teacher Preparation Program Within IHE**

	<b>HEOA - Title II 2017 - 2018 Academic Year</b>
	<b>Institution Name</b> BELMONT UNIVERSITY
	<b>Institution Code</b> 1058
	<b>State</b> Tennessee


February 1, 2019

Assessment Information <sup>1</sup>	Group	Number Taking Assessment	Number Passing Assessment	Institutional Pass Rate	Institutional Average Scaled Score	Assessment Cut Score <sup>2</sup>	Statewide				
							Number Taking Assessment	Number Passing Assessment	Statewide Pass Rate	Statewide Average Scaled Score	
<b>MUSIC CONTENT KNOWLEDGE (0113)</b>  Test Company: ETS Score Range: 100-200	All enrolled students who have completed all nonclinical courses, 2017-18										
	Other enrolled students, 2017-18										
	All program completers, 2017-18										
	All program completers, 2016-17										
	All program completers, 2015-16						1				
<b>PHYSICAL ED CONTENT AND DESIGN (5095)</b>  Test Company: ETS Score Range: 100-200	All enrolled students who have completed all nonclinical courses, 2017-18						33	21	64%	170	
	Other enrolled students, 2017-18						48	28	58%	167	
	All program completers, 2017-18						80	75	94%	172	
	All program completers, 2016-17						102	100	98%	170	
	All program completers, 2015-16						98	97	99%	172	
<b>PHYSICS CONTENT KNOWLEDGE (5265)</b>  Test Company: ETS Score Range: 100-200	All enrolled students who have completed all nonclinical courses, 2017-18						1				
	Other enrolled students, 2017-18						4				
	All program completers, 2017-18						3				
	All program completers, 2016-17						7				
	All program completers, 2015-16						1				
<b>PRINC LEARNING AND TEACHING 5-9 (5623)</b>  Test Company: ETS Score Range: 100-200	All enrolled students who have completed all nonclinical courses, 2017-18						18	18	100%	172	
	Other enrolled students, 2017-18	1				160	9				
	All program completers, 2017-18	3				160	63	62	98%	174	
	All program completers, 2016-17	3				158	110	108	98%	175	
	All program completers, 2015-16	3				158	151	151	100%	174	

**Single Assessment Institution-Level Pass Rate Data: Traditional Teacher Preparation Program Within IHE**

		<b>HEOA - Title II 2017 - 2018 Academic Year</b>								
Institution Name		BELMONT UNIVERSITY								
Institution Code		1058								
State		Tennessee								
							February 1, 2019			
Assessment Information <sup>1</sup>	Group	Number Taking Assessment	Number Passing Assessment	Institutional Pass Rate	Institutional Average Scaled Score	Assessment Cut Score <sup>2</sup>	Statewide			
							Number Taking Assessment	Number Passing Assessment	Statewide Pass Rate	Statewide Average Scaled Score
<b>PRINC LEARNING AND TEACHING 7-12 (5624)</b>  Test Company: ETS Score Range: 100-200	All enrolled students who have completed all nonclinical courses, 2017-18						88	87	99%	174
	Other enrolled students, 2017-18	7				157	116	113	97%	175
	All program completers, 2017-18	20	20	100%	177	157	407	405	100%	177
	All program completers, 2016-17	16	16	100%	177	155	618	615	100%	175
	All program completers, 2015-16	18	18	100%	180	155	657	655	100%	175
<b>PRINC LEARNING AND TEACHING EARLY CHILD (5621)</b>  Test Company: ETS Score Range: 100-200	All enrolled students who have completed all nonclinical courses, 2017-18						37	37	100%	170
	Other enrolled students, 2017-18						25	21	84%	163
	All program completers, 2017-18	1				157	180	180	100%	171
	All program completers, 2016-17	3				155	204	201	99%	169
	All program completers, 2015-16	2				155	219	218	100%	171
<b>PRINC LEARNING AND TEACHING K-6 (5622)</b>  Test Company: ETS Score Range: 100-200	All enrolled students who have completed all nonclinical courses, 2017-18						182	180	99%	176
	Other enrolled students, 2017-18	5				160	131	114	87%	174
	All program completers, 2017-18	20	20	100%	177	160	599	597	100%	176
	All program completers, 2016-17	21	21	100%	179	158	1036	1034	100%	176
	All program completers, 2015-16	8				158	1120	1118	100%	176
<b>PSYCHOLOGY (5391)</b>  Test Company: ETS Score Range: 100-200	All enrolled students who have completed all nonclinical courses, 2017-18									
	Other enrolled students, 2017-18						4			
	All program completers, 2017-18						1			
	All program completers, 2016-17						2			
	All program completers, 2015-16						2			


**Single Assessment Institution-Level Pass Rate Data: Traditional Teacher Preparation Program Within IHE**

	<b>HEOA - Title II 2017 - 2018 Academic Year</b>	
	<b>Institution Name</b>	BELMONT UNIVERSITY
	<b>Institution Code</b>	1058
	<b>State</b>	Tennessee


February 1, 2019

Assessment Information <sup>1</sup>	Group	Number Taking Assessment	Number Passing Assessment	Institutional Pass Rate	Institutional Average Scaled Score	Assessment Cut Score <sup>2</sup>	Statewide				
							Number Taking Assessment	Number Passing Assessment	Statewide Pass Rate	Statewide Average Scaled Score	
<b>READING ACROSS CURRICULUM ELEM (5201)</b>  Test Company: ETS Score Range: 100-200	All enrolled students who have completed all nonclinical courses, 2017-18										
	Other enrolled students, 2017-18										
	All program completers, 2017-18										
	All program completers, 2016-17						4				
	All program completers, 2015-16						4				
<b>SE CK AND MILD TO MODERATE APPL (5543)</b>  Test Company: ETS Score Range: 100-200	All enrolled students who have completed all nonclinical courses, 2017-18						85	82	96%	169	
	Other enrolled students, 2017-18						73	60	82%	171	
	All program completers, 2017-18						137	137	100%	173	
	All program completers, 2016-17						128	127	99%	174	
	All program completers, 2015-16						174	174	100%	172	
<b>SE CK AND SEVERE TO PROF APPL (5545)</b>  Test Company: ETS Score Range: 100-200	All enrolled students who have completed all nonclinical courses, 2017-18						4				
	Other enrolled students, 2017-18						53	53	100%	179	
	All program completers, 2017-18						91	91	100%	178	
	All program completers, 2016-17						85	85	100%	179	
	All program completers, 2015-16						79	79	100%	177	
<b>SE CORE KNOWLEDGE &amp; APPLICATIONS (5354)</b>  Test Company: ETS Score Range: 100-200	All enrolled students who have completed all nonclinical courses, 2017-18						15	15	100%	178	
	Other enrolled students, 2017-18						31	31	100%	173	
	All program completers, 2017-18						94	94	100%	174	
	All program completers, 2016-17						84	84	100%	173	
	All program completers, 2015-16						83	83	100%	173	


**Single Assessment Institution-Level Pass Rate Data: Traditional Teacher Preparation Program Within IHE**

		<b>HEOA - Title II 2017 - 2018 Academic Year</b>								
Institution Name		BELMONT UNIVERSITY								
Institution Code		1058								
State		Tennessee								
							Statewide <span style="float: right; font-size: small;">February 1, 2019</span>			
Assessment Information <sup>1</sup>	Group	Number Taking Assessment	Number Passing Assessment	Institutional Pass Rate	Institutional Average Scaled Score	Assessment Cut Score <sup>2</sup>	Number Taking Assessment	Number Passing Assessment	Statewide Pass Rate	Statewide Average Scaled Score
<b>SE TEACHING STU WVVISUAL IMPAIRMENT (5282)</b>  Test Company: ETS Score Range: 100-200	All enrolled students who have completed all nonclinical courses, 2017-18									
	Other enrolled students, 2017-18						1			
	All program completers, 2017-18						1			
	All program completers, 2016-17						1			
	All program completers, 2015-16						4			
<b>SE: PRESCHOOL EARLY CHILDHOOD (5691)</b>  Test Company: ETS Score Range: 100-200	All enrolled students who have completed all nonclinical courses, 2017-18						15	15	100%	173
	Other enrolled students, 2017-18						23	21	91%	169
	All program completers, 2017-18						96	96	100%	173
	All program completers, 2016-17						84	82	98%	171
	All program completers, 2015-16						80	80	100%	172
<b>SOCIOLOGY (5952)</b>  Test Company: ETS Score Range: 100-200	All enrolled students who have completed all nonclinical courses, 2017-18									
	Other enrolled students, 2017-18									
	All program completers, 2017-18									
	All program completers, 2016-17		1			154	1			
	All program completers, 2015-16									
<b>SPANISH WORLD LANGUAGE (5195)</b>  Test Company: ETS Score Range: 100-200	All enrolled students who have completed all nonclinical courses, 2017-18						4			
	Other enrolled students, 2017-18						12	8	67%	167
	All program completers, 2017-18						14	13	93%	174
	All program completers, 2016-17		1			163	15	13	87%	172
	All program completers, 2015-16		1			163	10	9	90%	172

**Single Assessment Institution-Level Pass Rate Data: Traditional Teacher Preparation Program Within IHE**


		<b>HEOA - Title II 2017 - 2018 Academic Year</b>								
<b>Institution Name</b>		BELMONT UNIVERSITY								
<b>Institution Code</b>		1058								
<b>State</b>		Tennessee								
							<i>February 1, 2019</i>			
Assessment Information <sup>1</sup>	Group	Number Taking Assessment	Number Passing Assessment	Institutional Pass Rate	Institutional Average Scaled Score	Assessment Cut Score <sup>2</sup>	Statewide			
							Number Taking Assessment	Number Passing Assessment	Statewide Pass Rate	Statewide Average Scaled Score
<b>SPEECH COMMUNICATION: CK (5221)</b>  Test Company: ETS Score Range: 100-200	All enrolled students who have completed all nonclinical courses, 2017-18									
	Other enrolled students, 2017-18									
	All program completers, 2017-18									
	All program completers, 2016-17									
	All program completers, 2015-16						1			
<b>SPEECH LANGUAGE PATHOLOGY (5331)</b>  Test Company: ETS Score Range: 100-200	All enrolled students who have completed all nonclinical courses, 2017-18									
	Other enrolled students, 2017-18									
	All program completers, 2017-18									
	All program completers, 2016-17						18	18	100%	174
	All program completers, 2015-16						17	17	100%	177
<b>TEACHING READING: ELEM EDUCATION (5203)</b>  Test Company: ETS Score Range: 100-200	All enrolled students who have completed all nonclinical courses, 2017-18						354	345	97%	173
	Other enrolled students, 2017-18	2				162	536	479	89%	173
	All program completers, 2017-18	18	17	94%	176	162	1344	1332	99%	177
	All program completers, 2016-17	19	19	100%	179	162	1377	1360	99%	175
	All program completers, 2015-16	12	12	100%	179	162	1506	1500	100%	175
<b>THEATRE (5641)</b>  Test Company: ETS Score Range: 100-200	All enrolled students who have completed all nonclinical courses, 2017-18						2			
	Other enrolled students, 2017-18						5			
	All program completers, 2017-18	1				159	10	10	100%	171
	All program completers, 2016-17	2				159	6			
	All program completers, 2015-16	2				159	7			

**Single Assessment Institution-Level Pass Rate Data: Traditional Teacher Preparation Program Within IHE**


		<b>HEOA - Title II 2017 - 2018 Academic Year</b>								
<b>Institution Name</b>	BELMONT UNIVERSITY									
<b>Institution Code</b>	1058									
<b>State</b>	Tennessee									
							<i>February 1, 2019</i>			
Assessment Information <sup>1</sup>	Group	Number Taking Assessment	Number Passing Assessment	Institutional Pass Rate	Institutional Average Scaled Score	Assessment Cut Score <sup>2</sup>	Statewide			
							Number Taking Assessment	Number Passing Assessment	Statewide Pass Rate	Statewide Average Scaled Score
<b>WORLD AND U.S. HISTORY CK (5941)</b>  Test Company: ETS Score Range: 100-200	All enrolled students who have completed all nonclinical courses, 2017-18						34	26	76%	163
	Other enrolled students, 2017-18	3				157	81	51	63%	158
	All program completers, 2017-18	3				157	150	145	97%	165
	All program completers, 2016-17	1				136	126	126	100%	159
	All program completers, 2015-16	2				136	142	142	100%	163
<b>EDTPA: AGRICULTURAL EDUCATION (TPA0100)</b>  Test Company: E.S. Pearson* Score Range: 15-75	All enrolled students who have completed all nonclinical courses, 2017-18									
	Other enrolled students, 2017-18									
	All program completers, 2017-18						3			
	All program completers, 2016-17									
	All program completers, 2015-16									
<b>EDTPA: FAMILY AND CONSUMER SCIENCES (TPA0117)</b>  Test Company: E.S. Pearson* Score Range: 15-75	All enrolled students who have completed all nonclinical courses, 2017-18									
	Other enrolled students, 2017-18									
	All program completers, 2017-18						3			
	All program completers, 2016-17									
	All program completers, 2015-16									
<b>EDTPA: BUSINESS EDUCATION (TPA0102)</b>  Test Company: E.S. Pearson* Score Range: 15-75	All enrolled students who have completed all nonclinical courses, 2017-18									
	Other enrolled students, 2017-18									
	All program completers, 2017-18						3			
	All program completers, 2016-17									
	All program completers, 2015-16									




**Single Assessment Institution-Level Pass Rate Data: Traditional Teacher Preparation Program Within IHE**

		<b>HEOA - Title II 2017 - 2018 Academic Year</b>								
<b>Institution Name</b>		BELMONT UNIVERSITY								
<b>Institution Code</b>		1058								
<b>State</b>		Tennessee								
							<i>February 1, 2019</i>			
Assessment Information <sup>1</sup>	Group	Number Taking Assessment	Number Passing Assessment	Institutional Pass Rate	Institutional Average Scaled Score	Assessment Cut Score <sup>2</sup>	Statewide			
							Number Taking Assessment	Number Passing Assessment	Statewide Pass Rate	Statewide Average Scaled Score
<b>EDTPA: CLASSICAL LANGUAGES (TPA0104)</b>  Test Company: E.S. Pearson* Score Range: 13-65	All enrolled students who have completed all nonclinical courses, 2017-18									
	Other enrolled students, 2017-18									
	All program completers, 2017-18						1			
	All program completers, 2016-17									
	All program completers, 2015-16									
<b>EDTPA: EARLY CHILDHOOD (TPA0014)</b>  Test Company: E.S. Pearson* Score Range: 15-75	All enrolled students who have completed all nonclinical courses, 2017-18									
	Other enrolled students, 2017-18						1			
	All program completers, 2017-18						56	55	98%	46
	All program completers, 2016-17									
	All program completers, 2015-16									
<b>EDTPA: ELEMENTARY EDUCATION (TPA0110)</b>  Test Company: E.S. Pearson* Score Range: 18-90	All enrolled students who have completed all nonclinical courses, 2017-18									
	Other enrolled students, 2017-18						2			
	All program completers, 2017-18						42	42	100%	59
	All program completers, 2016-17									
	All program completers, 2015-16									
<b>EDTPA: ELEMENTARY LITERACY (TPA0001)</b>  Test Company: E.S. Pearson* Score Range: 15-75	All enrolled students who have completed all nonclinical courses, 2017-18						1			
	Other enrolled students, 2017-18						2			
	All program completers, 2017-18						183	182	99%	48
	All program completers, 2016-17									
	All program completers, 2015-16									


**Single Assessment Institution-Level Pass Rate Data: Traditional Teacher Preparation Program Within IHE**

		<b>HEOA - Title II 2017 - 2018 Academic Year</b>									
<b>Institution Name</b>	BELMONT UNIVERSITY										
<b>Institution Code</b>	1058										
<b>State</b>	Tennessee										
							<i>February 1, 2019</i>				
Assessment Information <sup>1</sup>	Group	Number Taking Assessment	Number Passing Assessment	Institutional Pass Rate	Institutional Average Scaled Score	Assessment Cut Score <sup>2</sup>	Statewide				
							Number Taking Assessment	Number Passing Assessment	Statewide Pass Rate	Statewide Average Scaled Score	
<b>EDTPA: ELEMENTARY MATHEMATICS (TPA0002)</b>  Test Company: E.S. Pearson* Score Range: 15-75	All enrolled students who have completed all nonclinical courses, 2017-18										
	Other enrolled students, 2017-18										
	All program completers, 2017-18						175	175	100%	48	
	All program completers, 2016-17										
	All program completers, 2015-16										
<b>EDTPA: ENGLISH AS AN ADDITIONAL LANGUAGE (TPA0115)</b>  Test Company: E.S. Pearson* Score Range: 15-75	All enrolled students who have completed all nonclinical courses, 2017-18										
	Other enrolled students, 2017-18										
	All program completers, 2017-18						9				
	All program completers, 2016-17										
	All program completers, 2015-16										
<b>EDTPA: HEALTH EDUCATION (TPA0119)</b>  Test Company: E.S. Pearson* Score Range: 15-75	All enrolled students who have completed all nonclinical courses, 2017-18										
	Other enrolled students, 2017-18										
	All program completers, 2017-18						3				
	All program completers, 2016-17										
	All program completers, 2015-16										
<b>EDTPA: K-12 PERFORMING ARTS (TPA0021)</b>  Test Company: E.S. Pearson* Score Range: 15-75	All enrolled students who have completed all nonclinical courses, 2017-18						1				
	Other enrolled students, 2017-18	1				37	2				
	All program completers, 2017-18						41	40	98%	47	
	All program completers, 2016-17										
	All program completers, 2015-16										


**Single Assessment Institution-Level Pass Rate Data: Traditional Teacher Preparation Program Within IHE**

		<b>HEOA - Title II 2017 - 2018 Academic Year</b>								
<b>Institution Name</b>	BELMONT UNIVERSITY									
<b>Institution Code</b>	1058									
<b>State</b>	Tennessee									
							<i>February 1, 2019</i>			
Assessment Information <sup>1</sup>	Group	Number Taking Assessment	Number Passing Assessment	Institutional Pass Rate	Institutional Average Scaled Score	Assessment Cut Score <sup>2</sup>	Statewide			
							Number Taking Assessment	Number Passing Assessment	Statewide Pass Rate	Statewide Average Scaled Score
<b>EDTPA: K-12 PHYSICAL EDUCATION (TPA0011)</b>  Test Company: E.S. Pearson* Score Range: 15-75	All enrolled students who have completed all nonclinical courses, 2017-18						1			
	Other enrolled students, 2017-18									
	All program completers, 2017-18						21	21	100%	45
	All program completers, 2016-17									
	All program completers, 2015-16									
<b>EDTPA: LIBRARY SPECIALIST (TPA0127)</b>  Test Company: E.S. Pearson* Score Range: 15-75	All enrolled students who have completed all nonclinical courses, 2017-18									
	Other enrolled students, 2017-18									
	All program completers, 2017-18						1			
	All program completers, 2016-17									
	All program completers, 2015-16									
<b>EDTPA: MIDDLE CHILDHOOD MATHEMATICS (TPA0016)</b>  Test Company: E.S. Pearson* Score Range: 15-75	All enrolled students who have completed all nonclinical courses, 2017-18									
	Other enrolled students, 2017-18						1			
	All program completers, 2017-18						7			
	All program completers, 2016-17									
	All program completers, 2015-16									
<b>EDTPA: SECONDARY ENGLISH LANGUAGE ARTS (TPA0003)</b>  Test Company: E.S. Pearson* Score Range: 15-75	All enrolled students who have completed all nonclinical courses, 2017-18									
	Other enrolled students, 2017-18									
	All program completers, 2017-18						40	40	100%	51
	All program completers, 2016-17									
	All program completers, 2015-16									

**Single Assessment Institution-Level Pass Rate Data: Traditional Teacher Preparation Program Within IHE**

		<b>HEOA - Title II 2017 - 2018 Academic Year</b>								
<b>Institution Name</b>	BELMONT UNIVERSITY									
<b>Institution Code</b>	1058									
<b>State</b>	Tennessee									
							<i>February 1, 2019</i>			
Assessment Information <sup>1</sup>	Group	Number Taking Assessment	Number Passing Assessment	Institutional Pass Rate	Institutional Average Scaled Score	Assessment Cut Score <sup>2</sup>	Statewide			
							Number Taking Assessment	Number Passing Assessment	Statewide Pass Rate	Statewide Average Scaled Score
<b>EDTPA: SECONDARY HISTORY-SOCIAL STUDIES (TPA0004)</b>  Test Company: E.S. Pearson* Score Range: 15-75	All enrolled students who have completed all nonclinical courses, 2017-18						2			
	Other enrolled students, 2017-18						1			
	All program completers, 2017-18						54	54	100%	47
	All program completers, 2016-17									
	All program completers, 2015-16									
<b>EDTPA: SECONDARY MATHEMATICS (TPA0005)</b>  Test Company: E.S. Pearson* Score Range: 15-75	All enrolled students who have completed all nonclinical courses, 2017-18									
	Other enrolled students, 2017-18									
	All program completers, 2017-18						17	17	100%	45
	All program completers, 2016-17									
	All program completers, 2015-16									
<b>EDTPA: SECONDARY SCIENCE (TPA0006)</b>  Test Company: E.S. Pearson* Score Range: 15-75	All enrolled students who have completed all nonclinical courses, 2017-18									
	Other enrolled students, 2017-18									
	All program completers, 2017-18						26	25	96%	45
	All program completers, 2016-17									
	All program completers, 2015-16									
<b>EDTPA: SPECIAL EDUCATION (TPA0012)</b>  Test Company: E.S. Pearson* Score Range: 15-75	All enrolled students who have completed all nonclinical courses, 2017-18									
	Other enrolled students, 2017-18									
	All program completers, 2017-18						95	92	97%	47
	All program completers, 2016-17									
	All program completers, 2015-16									

**Single Assessment Institution-Level Pass Rate Data: Traditional Teacher Preparation Program Within IHE**

	<b>HEOA - Title II 2017 - 2018 Academic Year</b>
	<b>Institution Name</b> BELMONT UNIVERSITY
	<b>Institution Code</b> 1058
	<b>State</b> Tennessee

February 1, 2019

Assessment Information <sup>1</sup>	Group	Number Taking Assessment	Number Passing Assessment	Institutional Pass Rate	Institutional Average Scaled Score	Assessment Cut Score <sup>2</sup>	Statewide				
							Number Taking Assessment	Number Passing Assessment	Statewide Pass Rate	Statewide Average Scaled Score	
<b>EDTPA: VISUAL ARTS (TPA0015)</b>  Test Company: E.S. Pearson* Score Range: 15-75	All enrolled students who have completed all nonclinical courses, 2017-18										
	Other enrolled students, 2017-18										
	All program completers, 2017-18						12	12	100%	50	
	All program completers, 2016-17										
	All program completers, 2015-16										
<b>EDTPA: WORLD LANGUAGES (TPA0020)</b>  Test Company: E.S. Pearson* Score Range: 13-65	All enrolled students who have completed all nonclinical courses, 2017-18										
	Other enrolled students, 2017-18										
	All program completers, 2017-18						8				
	All program completers, 2016-17										
	All program completers, 2015-16										

Note: In cases where there are less than ten students taking the assessment or license/certificate, the number passing and pass rate are not reported.

<sup>1</sup>Tests with multiple delivery options (computer, paper, etc.) will be noted with the assessment code for one format only.

<sup>2</sup>Cut scores may vary for groups depending upon when the cut scores are established by the state and when each group completed their teacher certification or licensure assessment.

\*Questions regarding tests listed by this testing company must be addressed to your state Title II Coordinator.